

**L  
E  
A  
D  
E  
R  
S  
C  
O  
U  
P  
I  
D  
E**





June 17th, 2021

Dear Valued Campers and Leaders,

Thank you for choosing to attend the Southwest Florida Council Winter Camp. Whether you are coming as a first-time visitor or returning as an experienced resident camp veteran, our program will deliver this promise: your troop will become much stronger for having attended our camp.

Please take time to familiarize yourself with our program and service offerings detailed in this guide. We encourage you to become familiar with our camp policies and practices so that together we can be sure our Scouts remain safe and healthy as they enjoy their activities.

The success of any camp depends on the quality of the staff. Our staff members have been selected based on their experience, training, ability to teach, love of Scouting and desire to make a lasting, positive impression on your unit. A great staff will deliver a great camp experience; ours is second to none.

As a leader bringing your troop to camp, you will be providing your Scouts with an experience that they will remember the rest of their lives. We understand there are many opportunities for your Scouts during winter break. We appreciate you choosing to spend this time with us.

Yours in Scouting,

Bruce Hassy  
Director of Camping & Activities  
Camp Director

Shannon McMahon  
Co-Program Director

Jason Wolfe  
Co-Program Director

Kevin Murphy  
Ranger





## Table of Contents

1	Role of the Scoutmaster .....	4
1.1	Before Camp .....	4
1.2	During Camp .....	4
2	Role of the Senior Patrol Leader .....	5
2.1	Before Camp .....	5
2.2	During Camp .....	5
3	Directions to Price Sanders Scout Reservation .....	6
3.1	Street Address for your GPS .....	6
3.2	Directions from points North .....	6
3.3	Directions from points South .....	6
4	Contact Information .....	7
4.1	Contacting Campers .....	7
4.2	Key Camp Staff Contact Information .....	7
5	Winter Camp Dates to Remember .....	8
6	Fee Schedule .....	8
6.1	What is included in my registration fee? .....	9
6.2	Cancellation Policy .....	9
7	Campsite Assignments .....	9
8	What do I bring to camp? .....	9
9	Medical Information .....	9
9.1	Medical Screening Process .....	10
9.2	Medical Form .....	10
9.3	Medications .....	11
9.4	EPI-Pen & Inhalers .....	11
9.5	Special Dietary Needs .....	11
9.6	Hospitals and Doctors .....	11
9.7	Insurance .....	12
9.8	Key questions to check regarding medical paperwork .....	12
9.9	Recommended medical practices before and during camp .....	12
10	Policies and Procedures .....	13
10.1	Telephone Use and Messages .....	13
10.2	Cell Phone Usage .....	13
10.3	Radios and Walkie-Talkies .....	13
10.4	WiFi for Adult Leaders .....	13
10.5	Prohibited Items .....	14



10.6	Southwest Florida Council Knife Policy .....	14
10.7	Stoves, Lanterns and Fuels .....	14
10.8	Wild Animals at Camp Miles/Price-Sanders Scout Reservation .....	14
10.9	Campsite Cleanliness .....	15
10.10	Trash Cans and Trash Pick-up .....	15
10.11	Shower Houses and Bathrooms .....	15
10.12	Footwear .....	15
10.13	Smoking.....	15
10.14	Youth/Leaders with Disabilities.....	15
10.15	Are you in shape for camp? .....	16
10.16	Lost and Found .....	16
10.17	Buddy System .....	16
10.18	Promotional Photos .....	16
10.19	Damage, Graffiti & Vandalism.....	16
10.20	Commissioner Service.....	16
10.21	Quartermaster Store and Supplies.....	16
10.22	Troop and Patrol Flags .....	17
10.23	Camper Departure or Dismissal.....	17
10.24	Trading Post.....	17
10.25	Parking and Vehicles in Camp.....	17
10.26	Quiet Hours, Reveille and Taps .....	17
11	Health and Safety.....	18
11.1	Emergencies in Camp.....	18
11.1.1	Emergency Horn, Emergency Assembly Area (EAA) .....	18
11.1.2	Earthquake .....	18
11.1.3	Fire .....	18
11.1.4	Flood.....	19
11.1.5	Lost Bather/Boater .....	19
11.1.6	Lost camper.....	19
11.1.7	Personal Accident.....	19
11.1.8	Severe Weather/Storm .....	19
11.1.9	Limitations to activities due to extreme weather.....	19
11.1.10	Other Hazardous Weather Conditions .....	20
11.1.11	Power Lines Down .....	20
11.1.12	Chemical or Unknown Substance Leak/ Spill.....	20
11.2	Encounters with Wildlife.....	21
11.3	Home Sickness.....	21
11.3.1	Before Camp .....	22
11.3.2	During Camp.....	22
12	Dining Hall.....	23
13	Planning Your Program.....	24
13.1	Merit Badge Period Sessions .....	25



13.1.1	Shooting Sports Area.....	25
13.1.2	Scoutcraft Area.....	26
13.1.3	Handicraft Area.....	27
13.1.4	COPE/Climbing Area.....	29
13.1.5	Aquatics Area.....	29
13.1.6	Trail To Eagle Area.....	31
13.1.7	Ecology/STEM Area.....	32
13.1.8	Vocational Area.....	34
13.2	Renegade Program.....	36
13.3	First Year Camper Program.....	37
13.4	Second Year Camper Program.....	37
13.5	Discover SCUBA.....	38
13.6	Unit Activity Periods.....	38
13.6.1	Shooting Sports Area Unit Activities Offered.....	38
13.6.2	Scoutcraft Area Unit Activities Offered.....	38
13.6.3	Ecology Area Unit Activities Offered.....	38
13.6.4	Handicraft Area Unit Activities Offered.....	38
13.6.5	COPE/Climbing Area Unit Activities Offered.....	39
13.6.6	Aquatics Area Unit Activities Offered.....	39
13.6.7	Sports Field Unit Activities Offered.....	39
13.7	Camp-wide Activities.....	39
13.7.1	Opening Campfire.....	39
13.7.2	Inter-Unit Cracker Barrel Night.....	39
13.7.3	Order of the Arrow Show, Call Out and Camp-wide Cracker Barrel.....	39
13.7.4	Closing Campfire.....	39
13.7.5	Scoutmaster Horseshoe Tournament.....	39
13.7.6	Adult Leader Appreciation Dinner.....	40
14	Forms & Documents.....	40



## 1 Role of the Scoutmaster

As Scoutmaster, you have a key role at camp. The staff at Price Sanders Scout Reservation is eager to assist you in planning program and tending to your units needs during your stay. Below is a list of your duties as a Scoutmaster before and during Winter Camp.

### 1.1 Before Camp

- Read this guide thoroughly. Be aware of its contents. Share contents with the Senior Patrol Leader and supporting adult leaders.
- Meet with each Scout attending Winter Camp to determine their plan for advancement. Guide your Scouts in making decisions that meet age-appropriate advancement needs.
- Hold a parent information night about Winter Camp. Monitor each Scout's registration and fees payment.
- Complete online unit registration beginning on August 31st, 2021. *Reminder: Last year's Winter Camp sold out in less than an hour. We expect that the 2021 Winter Camp will sell out in the same time. To ensure your unit's participation, please be prepared to register at 9:00 am on August 31st, 2021.*
- Alert the Camp Director of any food allergies via e-mail no later than December 3rd, 2021. (bruce.hassy@scouting.org)
- Inspect each adult/youth medical form to ensure that it is up to date and completed to the standards specified in this guide. For faster check-in, bring your unit's Health & Medical Records to the Scoutmaster/Senior Patrol Leader Camp Planning Meeting at Camp Miles on Thursday, December 9th, 2021 at 7 p.m). **Always submit copies of all medical forms to the camp, never originals.**
- Review Check-in/Check-out procedures with Scouts and parents prior to arrival to camp. Please encourage carpooling.
- Attend the Scoutmaster/Senior Patrol Leader Camp Planning Meeting at Camp Miles on Thursday, December 9<sup>th</sup>, 2021 at 7 p.m. Units attending this meeting will have first choice for scheduling unit activities. Out of council units may attend this meeting by conference call.

### 1.2 During Camp

- The primary adult unit leader and the Senior Patrol Leader may arrive in camp anytime between 7 a.m. and 9:30 a.m. on December 26<sup>th</sup>. **One** vehicle may tow your unit trailer to your campsite. The vehicle must be parked in the main parking lot no later than 12 noon. Vehicles will not be allowed in the campsites while Winter Camp is in session.
- The primary adult unit leader and Senior Patrol Leader should attend the 9:30 a.m. Leader Meeting on December 26<sup>th</sup> to be briefed about unit check-in procedures.
- Meet with the Camp Business Manager on December 26<sup>th</sup> to reconcile your account and confirm your roster. This will take place immediately after the Leader Meeting.
- Meet with your campsite commissioner daily while in camp. Your campsite commissioner is your liaison for equipment needs and campsite issues.



- Review with your unit the Fire Guard Chart, Dining Hall Waiter Roster, Daily Campsite Inspection Checklist, all campsite bulletin board materials and trading post times. Refer any questions to your campsite commissioner.
- Close your camp experience by following the close-out procedures in this guide.
- Return all borrowed equipment to your campsite commissioner.
- Pick-up all medications from the Medical Lodge before your departure from camp.
- Pick-up all advancement paperwork from the Administration Building before your departure from camp.
- Fill out the Camp Evaluation Form at the end of Winter Camp.

## 2 Role of the Senior Patrol Leader

The Senior Patrol Leader is the primary leader while camp is in session. Listed below are his/her responsibilities before and during Winter Camp.

### 2.1 Before Camp

- This Leader Guide is also the Senior Patrol Leader's manual for Winter Camp. Read this guide thoroughly. Be aware of its contents.
- Before your unit registers for Winter Camp online meet with the members of your troop/patrol to discuss merit badge opportunities and unit activities available at Winter Camp. These activities are scheduled at the Scoutmaster/Senior Patrol Leader Camp Planning Meeting.
- Ask an adult from your unit to complete online unit registration beginning on August 31st, 2021. **Reminder: Last year's Winter Camp sold out in only one hour. To ensure your unit's participation, please be prepared to register at 9:00 am on August 31st, 2021.**
- Attend the Scoutmaster/Senior Patrol Leader Camp Planning Meeting at Camp Miles on Thursday, December 9<sup>th</sup>, 2021 at 7 p.m. Units attending this meeting will have first choice for scheduling unit activities.

### 2.2 During Camp

- The Senior Patrol Leader may arrive in camp anytime between 7 a.m. and 9:30 a.m. on December 26<sup>th</sup> and should attend the 9:30 a.m. Leader Meeting to be briefed on unit check-in procedures.
- Attend the daily SPL meeting on the parade field at 11:30 a.m.
- Complete the Fire Guard Chart and the Waiter Roster on the bulletin board in your campsite. Ensure that all Scouts are aware of their duties and see that they are carried out.
- Make daily announcements, before breakfast, to inform troop members and adults of the day's program items and unit activities.
- Make sure the members of your troop, through your patrol leaders, observe the times for taps and reveille. Be respectful of your campsite neighbors.
- Fill out the Camp Evaluation Form at the end of Winter Camp.



### 3 Directions to Price Sanders Scout Reservation

#### 3.1 Street Address for your GPS

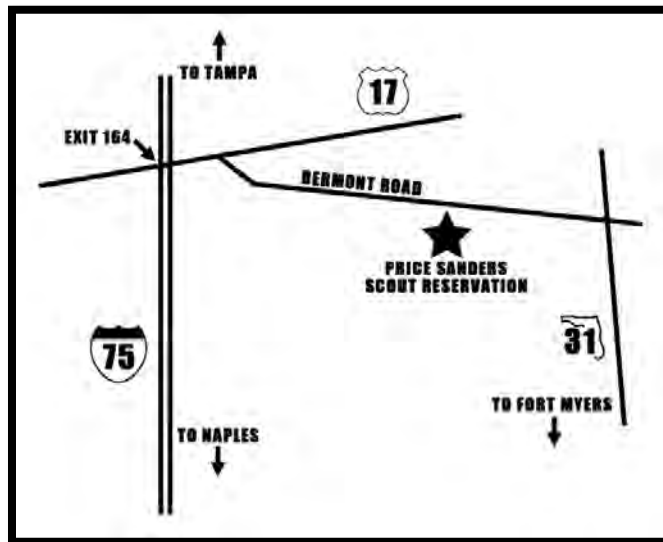
38751 Bermont Road  
Punta Gorda, Florida 33982

#### 3.2 Directions from points North

- Take Interstate 75 South towards Naples
- Take exit 164 and travel East on US 17 toward Arcadia for 1.5 miles.
- Turn right onto Bermont Road/County Road 74 and follow for approximately 12 miles.
- Price Sanders Scout Reservation will be on the right.

#### 3.3 Directions from points South

- Take Interstate 75 towards Tampa
- Take exit 141 to merge onto State Road 80 East toward La Belle and follow for 2.9 miles.
- Turn left onto State Road 31 North and follow for 16.9 miles.
- Turn left onto Bermont Road/County Road 74 and follow for approximately 4 miles.
- Price Sanders Scout Reservation will be on the left.







## 4 Contact Information

### 4.1 Contacting Campers

The Camp Commissioner Corps offers an e-mail print and delivery service while camp is in session. E-mails are printed, folded, stapled and then placed into the unit mailbox at the camp Administration Building. All other routine contact should be done through your unit leader.

#### **Camper e-mail instructions:**

Email address: [psscampersmail@gmail.com](mailto:psscampersmail@gmail.com)

**Please include your Scout's name and unit number in the subject line.**

### 4.2 Key Camp Staff Contact Information

#### **Camp Director**

Bruce Hassy  
239-936-8072 x117 Office  
239-784-0843 Cell  
[bruce.hassy@scouting.org](mailto:bruce.hassy@scouting.org)

#### **Co-Program Director**

Shannon McMahon  
[pssrprogdirector@gmail.com](mailto:pssrprogdirector@gmail.com)

#### **Co-Program Director**

Jason Wolfe  
[wolfe.14@live.com](mailto:wolfe.14@live.com)

#### **Business Manager**

Gus Fruauff  
[swflactivityreg088@gmail.com](mailto:swflactivityreg088@gmail.com)

#### **Camp Commissioner**

Nikki Chadwick  
[parrishpack146nc@yahoo.com](mailto:parrishpack146nc@yahoo.com)

#### **Camp Health Officer**

Lorraine Martins  
[pssrmeddirector@gmail.com](mailto:pssrmeddirector@gmail.com)



## 5 Winter Camp Dates to Remember

- 12/3/21: Registration/Merit Badge Selection deadline (no registration drops/adds after this date)
- 12/9/21: Scoutmaster/SPL Pre-Camp Planning Meeting (Camp Miles Dining Hall, 7 p.m.)
- 12/3/21: Payment Deadline, all fees are due to Council Service Center
- 12/26/21 – 12/30/21: Winter Camp in session

## 6 Fee Schedule

A **\$50 non-refundable deposit, per youth camper, is due at online registration.** Registration will be limited to the first 350 campers. The balance of registration and all other fees must be paid to the Council Service Center before December 3rd, 2021. A late fee of \$25 per camper will be assessed to any registration or payment received after December 3rd, 2021.

Youth Registration w/ unit	\$140
Youth Registration Provisional	\$165
Adult Registration w/ unit	\$70
Discover Scuba Program Fee	\$125
Renegade Program Fee	\$125
Camp T-Shirt (pre-sold only)	\$12
Extra Patch	\$4

Make all checks payable to:  
 Southwest Florida Council, BSA  
 1801 Boy Scout Drive  
 Fort Myers, Florida 33907

Southwest Florida Council Service Center Phone Numbers:  
 Voice: (239) 936-8072, Fax: (239) 936-7864



## 6.1 What is included in my registration fee?

Your fee includes registration, one patch, all meals (starting with dinner on December 26<sup>th</sup> and ending with breakfast on December 30<sup>th</sup>) and most program supplies.

Kits required for certain merit badges are extra and are noted in the program section of this guide. Tickets for rifle and shotgun open shoots may be purchased in the trading post.

## 6.2 Cancellation Policy

Once registration fees have been paid, an individual may become ill or otherwise be unable to attend an event. Since the event has already incurred expenses related to the activity, event fees are non-refundable and non-transferable.

An exception will be made if a request is received in writing or e-mail and submitted to the Southwest Florida Council Service Center by the requesting individual **no later than December 3<sup>rd</sup>, 2021**. In most cases, only a partial refund can be made. Refunds for inclement weather will be made only if the event is cancelled.

## 7 Campsite Assignments

Many factors go into assigning campsites during Winter Camp. The size of your troop, the medical needs of your Scouts and the timeliness of your registration will help our staff determine priority for campsite assignment. Please e-mail your top three campsite preferences to the Business Manager (swflactivityreg088@gmail.com) no later than December 3<sup>rd</sup>, 2021. **NEW in 2021: The Council will no longer provide cots and tents at Winter Camp. All units will be required to bring their own tents.**

## 8 What do I bring to camp?

We suggest that each item your Scout brings to camp be labeled with the Scout's name and troop number. This will be helpful in returning lost items. Lost and found items should be brought to the Dining Hall. At the end of this guide there is a list of recommended items each Scout should bring to camp. Please distribute this list to your Scouts and parents.

**We strongly recommend leaving cell phones and electronic devices (other than cameras) at home to ensure that they are not lost or broken.**

## 9 Medical Information

The health and safety of the Scouts and Scouters is a primary consideration at Price Sanders Scout Reservation. We provide a health lodge for minor medical care. The Southwest Florida Council supports and enforces all policies as outlined in the Guide to Safe Scouting. One or more persons trained to handle minor accidents or illnesses will staff the Medical Lodge the entire duration of Winter Camp. Special



arrangements for the treatment of more serious cases have been made with the administration of Bayfront Health Center, 809 E Marion Ave, Punta Gorda, FL 33950. In the event such treatment is required, the Scout's parents will be notified by telephone to determine their desires concerning further treatment.

## **9.1 Medical Screening Process**

As troops arrive at camp, a medical screening is required. During this process, the camp health officer will examine the troop's medical forms (if not emailed to the health officer prior to arrival) to see that all are complete, review each camper's history, and receive any medications to be administered at the health lodge. Southwest Florida Council reserves the right to refuse admittance to any Scout or Scouter who, in the opinion of the camp health officer and the camp director, has developed any physical or medical situation that could present a hazard to the Scout or Scouter, or other campers, by being in camp.

## **9.2 Medical Form**

Check your Troop's medical forms early. A BSA medical form for all BSA members is mandatory and available at [https://filestore.scouting.org/filestore/HealthSafety/pdf/680-001\\_ABC.pdf](https://filestore.scouting.org/filestore/HealthSafety/pdf/680-001_ABC.pdf)

These forms must be completed and signed before arriving at Winter Camp. Scouts and adult leaders without a signed medical form will not be permitted to participate in activities and will be sent home. Every Scout and adult leader must submit an up to date and complete BSA Annual Health & Medical Record form in order to attend camp, no exceptions. Parts A, B and C of the medical form must be completed for all campers. Any Scout participating in the Renegade Program or Discover Scuba Program must also complete part D of the medical form.

All medical forms submitted for Winter Camp must be signed and dated by a Medical Doctor, Licensed Nurse Practitioner or Licensed Physician's Assistant on Part C within 12 months of December 31<sup>st</sup>, 2021. All medical forms submitted for Winter Camp must be signed and dated by a parent or guardian within 12 months of December 31<sup>st</sup>, 2021; this gives the camp permission to treat in the event of a medical emergency.

The BSA Annual Health and Medical Record is the only permitted form to be used for Scouts BSA/Venturing resident camp, there are no exceptions. Please work with your doctor to include all information within the BSA form and avoid using attachments.



### 9.3 Medications

National Boy Scouts of America policy mandates all medications at a resident camp session lasting more than 72 hours must be declared both upon the individual's arrival as well as on their medical form. Medications to be taken at camp must be turned in at the medical screening or the troop must have a secure lock box if decision is made to dispense drugs at the campsite. Medical staff will dispense medications if it is the wishes of the parent and/or troop leadership provided a Permission to Administer Form (see forms sections) has been completed and signed by the parents. Emergency medications (or other medications noted only by the health officer at check-in) are exceptions.

All medications are to be in their original containers with a doctor name, patient name, administration instructions, dosage and date on the pharmacy label (or accompanied by a doctor's note with this information on his/her stationery). If any changes occur to the information provided on the pharmacy-labeled container (or doctor's note), an updated doctor's note must be included which describes and approves such changes. Only medications listed on the medical form will be allowed. Parental permissions do not replace, supplant or alter doctors written orders on medical forms. A note from the doctor must clearly indicate when and for what reason medications are taken on an 'as needed' basis. New medications prescribed after the medical form was completed must be accompanied by a current doctor's note authorizing its use. Over-the-counter medications will be permitted only with a note from the doctor authorizing such.

### 9.4 EPI-Pen & Inhalers

The Southwest Florida Council requires resident camp participants under the age of eighteen who carry EPI-pens and/or inhalers to submit a parental permission form (see forms section). Scouts who need inhalers or EPI-pens should plan to keep them on their person at all times. The parental permission form should be submitted with the participant's BSA medical form to the camp health officer no later than December 3rd, 2021.

### 9.5 Special Dietary Needs

**Campers with medical related special dietary needs (due to food allergies, etc.) should e-mail the Special Dietary Needs Form, found in the forms section of this leader guide, to the Camp Director ([bruce.hassy@scouting.org](mailto:bruce.hassy@scouting.org)) no later than December 3rd, 2021 to ensure that necessary substitutions are available.**

### 9.6 Hospitals and Doctors

It is the responsibility of the troop leadership to provide transportation for Scouts requiring services from a doctor or hospital. Two-deep leadership must be maintained with the injured Scout and the Troop at camp.



At least one adult from the Troop should accompany the Scout to the doctor or hospital and are asked to take insurance forms with them. The leader must obtain the injured Scouts health record from the health lodge before going to the doctor or hospital. Parents will be notified immediately of any serious illness or injury. The camp will provide transportation only when a troop has none available.

## 9.7 Insurance

The Southwest Florida Council insures each of its registered Scouts and adult leaders for accidents, sickness or injury that may occur during their stay at camp. This insurance coverage is secondary, meaning that it will only cover those expenses that are not recoverable under any other policy. Out of Council units must provide written evidence of their insurance coverage through their local council or as an individual unit at the medical screening.

## 9.8 Key questions to check regarding medical paperwork

- Is the medical form signed and dated by a parent?
- Is the medical form signed by an MD, ARNP or PA and dated within the last 12 months?
- Are all medications listed on the medical form?
- If there have been any changes since the form was completed has additional documentation verifying the changes been attached?
- Did you keep the original medical form for your records and send a copy with the troop to camp?
- Does the form list all allergies (foods, medications, environmental)? **If the participant has food allergies should e-mail the Special Dietary Needs Form, found in the forms section of this leader guide, to the Camp Director (bruce.hassy@scouting.org) no later than December 3rd, 2021 to ensure that necessary substitutions are available.**

## 9.9 Recommended medical practices before and during camp

- Please email / bring a copy of each camper's health insurance card. This will exponentially expedite the process for medical treatment at local hospitals, if necessary.
- Make certain medication and treatment practices from home are listed exactly on the medical form signed by the doctor. Parental interpretations, permissions or practices from home are not permissible by State Law at camp if those practices are not listed by a doctor on the medical form. To be clear: our medical staff are legally bound to follow what is written by the doctor on the medical form; not what the parent instructs whether in verbal or written form.



- Units should assign one adult to be familiar with all medical matters within the unit and to handle all medical questions at check-in.
- Please make copies of all forms prior to submitting them to the Southwest Florida Council.

## 10 Policies and Procedures

### 10.1 Telephone Use and Messages

If we receive an incoming call at the Administration Building, a message will be placed in your unit's mailbox. In the case of emergency, the message will be hand delivered. The contact numbers of camp key staff are for emergency or business use only. **Please discourage your Scout's parents from the need for daily updates.** "No news is good news" works best.

### 10.2 Cell Phone Usage

Cell phone usage is limited to adults only at PSSR. Cell phones may never be used in sight/sound of youth under the age of 18. Cell reception at PSSR is very poor, and thus, we discourage use of cell phones completely. Consult the Camp Director for further information or questions.

### 10.3 Radios and Walkie-Talkies

The use of citizen band radios is permitted in camp. Use of two-way or ham radios must be approved in advance by the Camp Director as they might interfere with camp emergency radio equipment.

### 10.4 WiFi for Adult Leaders

Adult Leaders will find Wi-Fi available in the Scoutmasters' Lounge. Leaders are responsible for providing their own computer/device which can access the Wi-Fi service. If any Scout is found utilizing the Wi-Fi at any time, even with an adult present, the router will be turned off. Similar to the cell phone and smoking policies, Wi-Fi usage is never to include Scouts. When possible, please use the internet in a way which will least interfere/distract other scheduled meetings and activities.



## 10.5 Prohibited Items

- Alcohol possession
- Firearms, weapons
- Fireworks, loud noisemakers, canons
- Drugs/un-prescribed medications (not from Camp Nurse)
- Unauthorized generators
- Unauthorized vehicles of any kind
- Unauthorized bikes or bikes w/o proper safety gear
- Chainsaws
- Logos, slogans, designs that conflict with Scouting ideals
- Pets of any kind
- Open-Toed Footwear

## 10.6 Southwest Florida Council Knife Policy

Folding knives with a blade length not exceeding 3 ½” are appropriate for legal and practical uses at Southwest Florida Council activities including summer camp. Sheath knives, knives with fixed blades of any length, machetes, bayonets, swords, cleavers, death stars, stilettos and switchblades are not allowed for youth or adult use at Southwest Florida Council functions. The only exception to this rule is the use of a chef’s knife for the sole purpose of food preparation.

## 10.7 Stoves, Lanterns and Fuels

Due to the extreme danger involving storage of fuels used in camping lanterns/stoves, you must make arrangements with your Campsite Commissioner to store fuels in a safe place. Lanterns may not be hung in tents. Use of lanterns and stoves must be used under adult supervision. **NO FLAMES IN TENTS.**

## 10.8 Wild Animals at Camp Miles/Price-Sanders Scout Reservation

Price-Sanders Scout Reservation Scout Reservation is a part of the Fred C. Babcock/Cecil M. Webb Wildlife Management Area and is home to many species of wild animals, from field mice to Florida panthers. To maintain safety for all, we mandate all campers/leaders observe these guidelines:

- No food in tents at any time
- Be careful of non-foods w/curious scents
- Never feed animals nor leave food for them

Any abnormally acting animal should be reported to the Administration Building immediately. Keep away from such animals regardless of size.





## **10.9 Campsite Cleanliness**

Our commissioner staff will provide training and supplies for the purposes of keeping your campsite and shared camp facilities clean. Each campsite will be monitored daily for health & safety trends and upkeep.

## **10.10 Trash Cans and Trash Pick-up**

Please help keep our camp clean. A trash can with bags is provided at each campsite. Please leave tied trash bags by the road so it can be emptied. This will also keep wild animals from coming into your campsite. Trash is picked up after breakfast each day. Trash cans are also located throughout camp. Recycling containers are marked and provided throughout camp.

## **10.11 Shower Houses and Bathrooms**

Two shower facilities are available in camp:

- Central Shower Building behind the Dining Hall
- Pool House Showers on the west side of the Pool House

Please remember to leave the shower facilities better than you found them. A duty roster will be issued which assigns various troops/crews the task of cleaning central facilities on the last day of camp. A Scout is clean.

## **10.12 Footwear**

Bare feet are only allowed in your tent, the shower, in a boat or in the pool facility. Everywhere else you must wear closed-toed shoes.

## **10.13 Smoking**

Smoking is reserved for adults ages 18 and older. Smoking may never be within sight, smell or knowledge of a youth. Smoking may never take place in a building or tent. This policy applies to e-cigarettes as well.

## **10.14 Youth/Leaders with Disabilities**

Any special accommodation request must be made in writing by December 3<sup>rd</sup>, 2021. The Southwest Florida Council will do its best to assist with special needs but can make no guarantees.



### **10.15 Are you in shape for camp?**

You will be required to pack your personal gear to your assigned campsite. We do not provide or encourage any alternative means of getting around camp other than by foot. Any exception to this policy must be discussed and authorized by the Camp Director in writing by December 3<sup>rd</sup>, 2021.

### **10.16 Lost and Found**

Please label all of your gear with name and troop number. The camp is not responsible for lost or stolen items. Lost and found items are collected at the Administration Building. When camp ends, items are sent to the Council Service Center in Fort Myers.

### **10.17 Buddy System**

We always use the buddy system at Price-Sanders Scout Reservation. This is a great chance to make new friends and stay safe.

### **10.18 Promotional Photos**

We are always taking photos and video throughout the session for camp promotional purposes. If you or any member of your unit has objections, please notify the Camp Director by December 3<sup>rd</sup>, 2021. If your troop is willing to share pictures, we would love to have a copy of them. We're always looking for pictures that capture our staff and campers in action.

### **10.19 Damage, Graffiti & Vandalism**

There is to be no defacement or unauthorized alteration of buildings, picnic tables, tents, trees, structures or equipment in camp. The repair of all damage will be charged at an hourly rate of \$50/hour plus materials. Charges for damage/vandalism must be paid before checkout.

### **10.20 Commissioner Service**

Your campsite commissioner is your host. The camp commissioner staff will make daily campsite visits to conduct your campsite inspection. Please offer suggestions, ask questions and seek advice. Our goal is to help you deliver the best possible outdoor program to your troop.

### **10.21 Quartermaster Store and Supplies**

The camp commissioner staff can provide you a list of items available at the Quartermaster Store located behind the trading post.



Toilet paper may be obtained from either your Commissioner or the Dining Hall Steward. Other cleaning supplies, American flags, brooms, axes, saws and service project tools are available from your Commissioner. All unused supplies and loaned equipment must be returned before checkout. Please check the Unit Packing List for suggested items to bring from home.

### **10.22 Troop and Patrol Flags**

Don't forget to bring your troop flag to camp. Your troop will assemble behind your troop flag three times each day on the parade field. Patrol flags are also encouraged.

### **10.23 Camper Departure or Dismissal**

The Camp Director must be notified if a camper leaves camp, for any reason, before the end of the week. Please make arrangements to gather advancement paperwork for early departures.

### **10.24 Trading Post**

Price-Sanders Scout Reservation has a trading post supplied with a wide selection of items.

- Merit badge books
- Merit badge kits
- Toiletries
- Camping equipment
- T-shirts, hats, patches
- Snacks and ice cream
- Mosquito nets, bug repellent
- Soda and juice drinks
- Dutch oven class tickets
- Rifle range tickets
- Shotgun range tickets

### **10.25 Parking and Vehicles in Camp**

Carpooling is highly encouraged. All vehicles must park in the main parking lot. Do not block or park alongside roadways. The speed limit on the main camp road is 20 mph and 10 mph on all other roads in camp. Campers under age 18 need written permission to have a vehicle in camp.

### **10.26 Quiet Hours, Reveille and Taps**

A Scout is courteous. Quiet hours are from 10:00 pm – 7:00 am. Taps is at 10:00 pm each evening. All Scouts should remain in the campsite until reveille. Leaders are responsible for their unit's conduct. If your troop plays reveille or taps, it must be sounded at 7:00 am and 10:00 pm respectively.



## 11 Health and Safety

### 11.1 Emergencies in Camp

The camp staff has undergone extensive training to prepare for emergency situations that might arise in camp. The camp has emergency phone numbers posted near all building entrances; FM radio communication throughout the reservation; a written agreement with the local emergency service providers; fire equipment and first aid material and a working relationship with the local Sheriff's Department and the Fire Department. If you have any questions about procedures after reading this section of the manual, please ask. During an emergency your responsibility is for your unit.

#### 11.1.1 Emergency Horn, Emergency Assembly Area (EAA)

*When you hear one, long continuous sound from the camp siren (between three and five minutes in duration), please assemble your unit immediately on the parade ground.*

Once assembled, please take a head count and send a junior leader to report attendance to the staff member in charge next to the parade field flagpole. The staff member in charge will provide further instructions to the junior leader to share with your unit.

Please stay in the Emergency Assembly Area until the all clear signal is given (three steady 5 second blasts from the siren).

*If you hear the camp siren give a 15 second blast, the Thor-Guard lightning prediction system has been triggered and you must cease program and move to a grounded shelter. All hard-roofed pavilions and camp building are grounded shelters.*

Please stay under hard shelter until the all clear signal is given (three steady 5 second blasts from the siren).

#### 11.1.2 Earthquake

1. First check your surroundings for dangerous situations.
2. Avoid hazards such as falling debris, fallen utility lines or cracked water/gas pipes
3. Proceed immediately to an open area free of hazards; vacate buildings; stay away from glass windows/doors. If you must remain in a building, proceed to a reinforced area.
4. Following earthquake, units proceed to emergency assembly area; take attendance; send junior leader to staff member at the flagpole with a two-way radio, report unit status; further instructions will follow.

#### 11.1.3 Fire

1. Mobilize your unit in a safe area. Send someone to the Administration Building to report the location of the fire.



2. Fire-fighting tools are located in each campsite. We do not want youths/units fighting fires.
3. Proceed to emergency assembly area; take attendance; send junior leader to staff member at the flagpole with a two-way radio, report unit status; further instructions will follow.
4. Check your Fire Guard Chart provided at camp for further details.

#### **11.1.4 Flood**

1. Mobilize your unit in a safe area.
2. Proceed to emergency assembly area; take attendance; send junior leader to staff member at the flagpole with a two-way radio, report unit status; further instructions will follow.

#### **11.1.5 Lost Bather/Boater**

1. Upon hearing the emergency horn, report to the emergency assembly area and check attendance.
2. Send a junior leader to a staff member at the flagpole and report attendance.
3. Stay at the emergency assembly area until all clear is given.

#### **11.1.6 Lost camper**

1. Report situation to the administration building immediately.
2. The Camp Director/Program Director will provide further instructions.

#### **11.1.7 Personal Accident**

1. Give immediate first aid.
2. Report accident to Health Lodge.
3. Medical Officer will administer further first aid and complete the Incident Information Report.

#### **11.1.8 Severe Weather/Storm**

1. If you hear the camp siren give a 15 second blast, the Thor-Guard lightning prediction system has been triggered and you must cease program and move to a grounded shelter. All hard-roofed pavilions and camp building are grounded shelters.
2. Please stay under hard shelter until the all clear signal is given (three steady 5 second blasts from the siren).

#### **11.1.9 Limitations to activities due to extreme weather**

Always notify the Camp Staff if you wish to cancel an activity. We will create a safe alternative for you.



**11.1.9.1 Aquatics:** All waterfront activities will be suspended under the direction of the Aquatics Director or their designee at the signs of impending thunder and lightning storms. All campers, volunteers and staff will leave the waterfront safely under the direction of the staff. The Aquatics Director will open aquatic program activities when deemed safe.

**11.1.9.2 Boating, sailing and kayaking:** All boating, sailing and kayaking activities will be suspended under the discretion of the Aquatics Director or staff leader in charge due to pending lighting storms or unsafe wind. Campers and volunteers will follow the directions of the staff member in charge to bring boats ashore. Program will reopen when the Aquatics Director feels conditions are safe.

**11.1.9.3 COPE and Climbing Tower:** At the direction of the COPE/Climbing Director, the climbing tower and high and low elements will be evacuated pending severe electrical and lightning storm. Participants will follow the directions given by COPE Department staff. Program will reopen when deemed safe by the COPE/Climbing Director.

**11.1.9.4 Hiking and outpost camping:** Weather conditions will be checked prior to starting the trip. Seek shelter from open areas during electrical and lightning storms. Be aware of dangerous dead trees and branches during high wind alerts when picking campsites.

#### **11.1.10 Other Hazardous Weather Conditions**

Special consideration must be given to atmospheric conditions that may affect campers and staff. You will be alerted to any changes in schedule and program when the following conditions exist:

1. Extreme temperatures or high humidity.
  - a. Strenuous activities will be suspended and extra time at the waterfront will be made available.
2. Severe weather warnings:
  - a. Administration staff will monitor weather warnings. Commissioner staff will advise leaders.

#### **11.1.11 Power Lines Down**

If you discover electrical wires on the ground:

1. Keep all people at least 50 feet from the wire. Follow protocol for a serious accident.
2. Call or send two runners to the Administration Building to report the incident and location.
3. Do not touch the wires.
4. If injury has resulted, do not move the person until the wire can be safely moved away from the person.

#### **11.1.12 Chemical or Unknown Substance Leak/ Spill**



Care should be taken when confronted with any unknown material, and they should be taken very seriously. Typical hazard areas at Scout camp could include but not limited to: kitchens, roadways and parking lots.

**If you discover an unknown substance (leak, spill or container), gasoline leaking from a vehicle, the odor of LP gas leaking from a tank:**

1. Clear the area for at least 100 feet in all directions, moving people to the leeward side of the material. Keep all people away.
2. Send two runners to advise the camp administration.
3. The camp administration will alert the Camp Director, the Camp Ranger and local emergency response personnel to handle the incident.

**If you discover gas leaking from a pressurized cylinder:**

1. Clear the area for at least 1,000 feet, evacuating any adjacent structures.
2. Send two runners to alert the office about the LP gas leak.
3. Assure that the area remains clear until help arrives.
4. The camp administration will alert the Camp Director, Ranger and emergency response personnel.

## **11.2 Encounters with Wildlife**

Price-Sanders Scout Reservation covers roughly 1,300 acres and offers a wide range of exciting adventures, including the opportunity to observe many types of birds, fish and wildlife. Undoubtedly the opportunity to observe these animals will provide lifetime memories.

Seeing them in their natural habitat is always a pleasure, but it is wise to remember that they are the permanent residents of the camp while you are the visitor. Treat them with respect; give wildlife enough space so it will not feel threatened by your presence. Most conflicts between people and wildlife are linked to careless handling of food or garbage.

In the event you are injured, provide first aid then please report to the Health Lodge immediately. For additional information or assistance contact your reservation director or camp ranger.

## **11.3 Home Sickness**

Studies have shown that 83% of campers between the ages of 8 and 16 will become homesick during some point of their stay at camp. Homesickness can take many forms including headaches, sore throats, not eating or crying. It is important for adult leaders to be prepared for the possibility of one of their Scouts becoming homesick. Please consider the following:



### 11.3.1 Before Camp

- First and second year Scouts are the most likely to become homesick during camp. Try to include them on at least two or three weekend camping trips before coming to winter camp. Not only does this provide Scouts with the valuable experience of being away from home, but it also allows them to get to know those in their unit better.
- Provide time during meetings for Scouts to discuss what camp is like with peers and troop leaders.
- Encourage parents calmly reassure their child and discuss camp with them ahead of time.
- Remind parents not to offer sentiments like, “Honey, if you don’t like camp, you can always call us and we’ll come get you.”

### 11.3.2 During Camp

- Our staff is trained to deal with homesickness. We are happy to help.
- Try to separate homesick campers, homesickness is contagious.
- Try to determine what is bothering your Scout. Children can get homesick for various reasons including missing their parents, not liking the food, being picked on or not sleeping well. Once you discover exactly what is bothering your Scout you can work to fix it. The solution most often does not involve giving them what they want. Consult the camp staff for assistance/advice. Remember, they came to camp to learn how to be independent.
- Slow times can be the toughest for homesick campers. They tend to focus on being homesick and this can make things worse. Try to keep your Scouts busy.
- Don’t make promises that you can’t keep. This will only compound the problem. Don’t offer bribes to Scouts for staying in camp, this sends the wrong message to children. The real reward should be the pride and confidence of surviving the week. Also please consult the staff before using the phone for any homesick emergency.
- Be sure not berate or tease Scouts for feeling homesick. These are legitimate emotions and must be respected as such.
- In most cases, the first and second nights are the most homesick-prone at winter camp.





## 12 Dining Hall

We want to make sure your dining experience during camp is enjoyable. We try to make the meals satisfying and with variety. Staying on a tight meal schedule is always challenging. We ask for your cooperation in following instructions and being on time.

We also will do our best to accommodate any special dietary needs that arise. Giving us advance notice of special diets is recommended. You are free to bring your own special dietary foods and arrange to store them in the kitchen by coordinating with the kitchen staff upon your arrival.

During the check-in tour, you will be required to attend the dining hall orientation where your unit will get their table assignment and be given the general rules of the dining hall. The Dining Hall Steward is in charge of giving directions to waiters and participants during all meals.

**ALL MEALS WILL BE SERVED FAMILY STYLE.** This may be a new concept for some, so your patience and cooperation is needed. All meals are portioned to accommodate 10 people at each table. There will be no seconds available. All your portions for the main dish and sides will be brought to your table by your table waiter for that meal. It is important that you portion equally among all 10 members of your table. It may be necessary to split up your troop to an adjacent table to accommodate the 10 person per table requirement. *Should your table have leftover portions during any meal, please offer them to an adjacent table.*

After the meal, clean-up instructions will be given by the Dining Hall Steward. Additional details will be given during your dining hall orientation.



## 13 Planning Your Program

The Southwest Florida Council's goal is to support the troop in meeting the aims of Scouting by providing methods to get there. As a troop leader, your goal is to:

- Grow Scouts in moral strength and character;
- Grow responsible Citizens
- Develop Scouts in physical, mental, and emotional fitness.

The Southwest Florida Council Winter Camp can help you meet these aims by providing camp specific methods such as:

- **Advancement** - We offer many advancement opportunities at each of our 9 program areas.
- **Ideals** - Our program has been designed to reflect the Scout Oath, Law, Motto and Slogan. Our Camp Staff is not only expected to exude these ideals but to help instill them in our campers.
- **Patrols** – PSSR expects and encourages each Troop to operate using the Patrol Method while at camp. We also take advantage of opportunities in each of our program areas to utilize the Patrol Method.
- **Outdoors** – PSSR is where the outdoors meets fun!
- **Adult Association** - Each of our program areas are led by adult leaders whose goal is to ensure that the campers in their area are having a positive experience.
- **Personal Growth** – PSSR encourages all Scouts, Patrols, and Troops to participate in service projects while at camp.
- **Leadership Development** - PSSR expects each Troop to utilize the youth-led method while at camp. All leader meetings at camp are geared towards elected Scout leaders (e.g. Senior Patrol Leaders) as well as the adult leaders.
- **Uniform** - PSSR expects all campers to wear the appropriate uniform at all times



### 13.1 Merit Badge Period Sessions

Scouts can choose up to 5 merit badges to take while at camp at one of our 9 program areas. Refer to the Merit Badge Period Schedule at the back of this guide as a reference while scheduling your Scout's classes on the Double Knot online registration system. Remember, you will not be able to schedule merit badge classes until your initial \$50 per camper deposit has been paid online.

#### 13.1.1 Shooting Sports Area

##### Archery Merit Badge



Periods Offered: 1-2 (Double Period), 3-4 (Double Period)  
Max. Class Size: 12  
Prerequisites: None  
Supplies Needed: Bow String Kit, Arrow Kit  
Additional Fee: \$15 (includes all kits)  
Recommended For: Second year campers and older  
Notes: Bow string and arrow kits are presold at registration and will be issued in class.

##### Rifle Shooting Merit Badge



Periods Offered: 1-2 (Double Period), 3-4 (Double Period)  
Max. Class Size: 10  
Prerequisites: None  
Supplies Needed: None  
Additional Fee: \$15  
Recommended For: Second year campers and older  
Notes: To earn this merit badge at camp, Scouts must attend extra free shoot periods for qualifying.

##### Shotgun Shooting Merit Badge



Periods Offered: 1-2 (Double Period), 3-4 (Double Period)  
Max. Class Size: 8  
Prerequisites: None  
Supplies Needed: None  
Additional Fee: \$25  
Recommended For: Participants must be 13 years of age or older.  
Notes: To earn this merit badge at camp, Scouts must attend extra free shoot periods for qualifying.



### Fishing Merit Badge



Periods Offered: 1, 2, 3, 4  
Max. Class Size: 16  
Prerequisites: None  
Supplies Needed: None  
Additional Fee: \$0  
Recommended For: All campers  
Notes:

**Participants should bring personal fishing gear to camp.** A limited number of poles will be available for rent in the trading post. Students will be required to attend an extra session to cook and clean a fish.

### 13.1.2 Scoutcraft Area

#### Camping Merit Badge



Periods Offered: 1, 2, 3, 4  
Max. Class Size: 16  
Prerequisites: Requirements 5e, 8d, 9a, 9b, 9c,  
Supplies Needed: None  
Additional Fee: \$0  
Recommended For: All campers  
Notes: None

#### Cooking Merit Badge



Periods Offered: 1-2 (Double Period), 3-4 (Double Period)  
Max. Class Size: 12  
Prerequisites: Requirements 4, 6  
Supplies Needed: None  
Additional Fee: \$5  
Recommended For: All campers  
Notes: None

#### Geocaching Merit Badge



Periods Offered: 4  
Max. Class Size: 16  
Prerequisites: Requirements 7, 8  
Supplies Needed: None  
Additional Fee: \$0  
Recommended For: All campers  
Notes: None



### Orienteering Merit Badge (NEW in 2021)



Periods Offered:	3
Max. Class Size:	16
Prerequisites:	None
Supplies Needed:	None
Additional Fee:	\$0
Recommended For:	All campers
Notes:	None

### Wilderness Survival Merit Badge



Periods Offered:	1-2 (Double Period)
Max. Class Size:	16
Prerequisites:	None
Supplies Needed:	None
Additional Fee:	\$0
Recommended For:	All campers
Notes:	Participants will be required to camp overnight in a shelter they constructed. This overnight outpost will take place on December 28 <sup>th</sup> .

### 13.1.3 Handicraft Area

#### Basketry Merit Badge



Periods Offered:	1, 3
Max. Class Size:	12
Prerequisites:	None
Supplies Needed:	None
Additional Fee:	\$15
Recommended For:	All campers
Notes:	Basketry Merit badge kits are presold at registration and will be issued in class.



### Leatherwork Merit Badge



Periods Offered: 2, 4  
Max. Class Size: 12  
Prerequisites: None  
Supplies Needed: None  
Additional Fee: \$15  
Recommended For: All campers  
Notes: Leatherwork Merit Badge kit is presold at registration and will be issued in class.

### Indian Lore Merit Badge



Periods Offered: 2, 4  
Max. Class Size: 12  
Prerequisites: None  
Supplies Needed: None  
Additional Fee: \$15  
Recommended For: All campers  
Notes: Indian Lore Merit Badge kit is presold at registration and will be issued in class.

### Chess Merit Badge



Periods Offered: 6 (4:30-5:30 pm)  
Max. Class Size: 12  
Prerequisites: None  
Supplies Needed: None  
Additional Fee: \$0  
Recommended For: All campers  
Notes: None

### Fingerprinting Merit Badge



Periods Offered: 6 (4:30-5:30 pm)  
Max. Class Size: 12  
Prerequisites: None  
Supplies Needed: None  
Additional Fee: \$0  
Recommended For: All campers  
Notes: None



**Wood Carving Merit Badge (NEW in 2021)**



Periods Offered: 1, 3  
 Max. Class Size: 12  
 Prerequisites: None  
 Supplies Needed: None  
 Additional Fee: \$5  
 Recommended For: All campers  
 Notes: None

**13.1.4 COPE/Climbing Area**

**Climbing Merit Badge**



Periods Offered: 1-2 (Double Period), 3-4 (Double Period)  
 Max. Class Size: 12  
 Prerequisites: None  
 Supplies Needed: None  
 Additional Fee: \$0  
 Recommended For: All Campers  
 Notes:

**Participants must print out the merit badge workbook from <https://boyscouttrail.com/boy-scouts/merit-badges.asp> prior to coming to camp.**

**13.1.5 Aquatics Area**

**Canoeing Merit Badge**



Periods Offered: 1, 4  
 Max. Class Size: 12  
 Prerequisites: Successful completion of the BSA Swimmer's Test  
 Supplies Needed: None  
 Additional Fee: \$0  
 Recommended For: All campers  
 Notes: None

**Rowing Merit Badge (NEW in 2021)**



Periods Offered: 2, 3  
 Max. Class Size: 10  
 Prerequisites: Successful completion of the BSA Swimmer's Test  
 Supplies Needed: None  
 Additional Fee: \$0  
 Recommended For: All campers  
 Notes: None



### Small Boat Sailing Merit Badge



Periods Offered: 2, 4  
Max. Class Size: 6  
Prerequisites: Successful completion of the BSA Swimmer's Test  
Supplies Needed: None  
Additional Fee: \$0  
Recommended For: Participants must be 13 years of age or older.  
Notes: None

### Swimming Merit Badge



Periods Offered: 3, 4  
Max. Class Size: 16  
Prerequisites: None  
Supplies Needed: None  
Additional Fee: \$0  
Recommended For: All campers  
Notes: None

### Lifesaving Merit Badge



Periods Offered: 1-2 (Double Period)  
Max. Class Size: 10  
Prerequisites: Swimming Merit Badge, Second & First Class swimming requirements, Successful completion of the BSA Swimmer's Test  
Supplies Needed: None  
Additional Fee: \$0  
Recommended For: **Third year campers or older**  
Notes: None

### Motorboating Merit Badge



Periods Offered: 1, 3  
Max. Class Size: 6  
Prerequisites: Successful completion of the BSA Swimmer's Test  
Supplies Needed: None  
Additional Fee: \$5  
Recommended For: Participants must be 13 years of age or older.  
Notes: Additional fee covers all fuel and program expenses.





### 13.1.6 Trail To Eagle Area

#### Citizenship in the Community Merit Badge



Periods Offered: 1  
Max. Class Size: 12  
Prerequisites: Requirements 2, 3, 7  
Supplies Needed: None  
Additional Fee: \$0  
Age Requirement:  
Notes:

**Participants must be 13 years of age or older. Participants must print out the merit badge workbook from <https://boyscouttrail.com/boy-scouts/merit-badges.asp> prior to coming to camp.**

#### Citizenship in the Nation Merit Badge



Periods Offered: 2  
Max. Class Size: 12  
Prerequisites: Requirements 2, 3, 6, 8  
Supplies Needed: None  
Additional Fee: \$0  
Age Requirement:  
Notes:

**Participants must be 13 years of age or older. Participants must print out the merit badge workbook from <https://boyscouttrail.com/boy-scouts/merit-badges.asp> prior to coming to camp.**

#### Citizenship in the World Merit Badge



Periods Offered: 3  
Max. Class Size: 12  
Prerequisites: Requirement 7  
Supplies Needed: None  
Additional Fee: \$0  
Age Requirement:  
Notes:

**Participants must be 13 years of age or older. Participants must print out the merit badge workbook from <https://boyscouttrail.com/boy-scouts/merit-badges.asp> prior to coming to camp.**



### Personal Management Merit Badge



Periods Offered: 3  
 Max. Class Size: 12  
 Prerequisites: Requirements 1, 2, 8, 10  
 Supplies Needed: None  
 Additional Fee: \$0  
 Age Requirement:  
 Notes:

**Participants must be 13 years of age or older. Participants must print out the merit badge workbook from <https://boyscouttrail.com/boyscouts/merit-badges.asp> prior to coming to camp.**

### Personal Fitness Merit Badge



Periods Offered: 1  
 Max. Class Size: 12  
 Prerequisites: Requirements 1, 8  
 Supplies Needed: None  
 Additional Fee: \$0  
 Age Requirement:  
 Notes:

**Participants must be 13 years of age or older. Participants must print out the merit badge workbook from <https://boyscouttrail.com/boyscouts/merit-badges.asp> prior to coming to camp.**

### Communications Merit Badge



Periods Offered: 2, 4  
 Max. Class Size: 12  
 Prerequisites: Requirement 5, 8  
 Supplies Needed: None  
 Additional Fee: \$0  
 Age Requirement:  
 Notes:

**Participants must be 13 years of age or older. Participants must print out the merit badge workbook from <https://boyscouttrail.com/boyscouts/merit-badges.asp> prior to coming to camp.**

## 13.1.7 Ecology/STEM Area

### Nature Merit Badge



Periods Offered: 3  
 Max. Class Size: 16  
 Prerequisites: None  
 Supplies Needed: None  
 Additional Fee: \$0  
 Recommended For: All campers  
 Notes: None



### Oceanography Merit Badge



Periods Offered: 4  
Max. Class Size: 16  
Prerequisites: Requirement 8a, 8b or 8c  
Supplies Needed: None  
Additional Fee: \$0  
Recommended For: All campers  
Notes: None

### Robotics Merit Badge



Periods Offered: 2, 4  
Max. Class Size: 12  
Prerequisites: None  
Supplies Needed: None  
Additional Fee: \$5  
Recommended For: All campers  
Notes: None

### Sustainability Merit Badge



Periods Offered: 3, 4  
Max. Class Size: 16  
Prerequisites: Requirements 2a (Water), 2a (Food), 2c (Energy), 2a (Stuff), 4, 5a  
Supplies Needed: None  
Additional Fee: \$0  
Recommended For: Second year campers or older  
Notes: None



### Space Exploration Merit Badge



Periods Offered: 1, 3  
Max. Class Size: 16  
Prerequisites: None  
Supplies Needed: None  
Additional Fee: \$10  
Recommended For: All campers  
Notes: None

### Reptile and Amphibian Study Merit Badge (NEW in 2021)



Periods Offered: 1  
Max. Class Size: 16  
Prerequisites: None  
Supplies Needed: None  
Additional Fee: \$0  
Recommended For: All campers  
Notes: None

### Environmental Science Merit Badge



Periods Offered: 1-2 (Double Period)  
Max. Class Size: 16  
Prerequisites: None  
Supplies Needed: None  
Additional Fee: \$0  
Recommended For: Second year campers or older  
Notes: None

### 13.1.8 Vocational Area

#### First Aid Merit Badge



Periods Offered: 1  
Max. Class Size: 16  
Prerequisites: None  
Supplies Needed: None  
Additional Fee: \$0  
Recommended For: All campers  
Notes: None



**Emergency Preparedness Merit Badge**



Periods Offered: 3, 4  
 Max. Class Size: 16  
 Prerequisites: **Must have earned the First Aid Merit Badge prior to the start of Winter Camp**  
 Supplies Needed: None  
 Additional Fee: None  
 Recommended For: All campers  
 Notes: None

**Music Merit Badge (NEW in 2021)**



Periods Offered: 6 (4:30-5:30 pm)  
 Max. Class Size: 12  
 Prerequisites: None  
 Supplies Needed: None  
 Additional Fee: None  
 Recommended For: All campers

Notes: None

**Journalism Merit Badge**



Periods Offered: 6 (4:30-5:30 pm)  
 Max. Class Size: 30  
 Prerequisites: None  
 Supplies Needed: None  
 Additional Fee: \$0  
 Recommended For: All campers  
 Notes: None

**Welding Merit Badge**



Periods Offered: 1, 2, 3, 4  
 Max. Class Size: 8  
 Prerequisites: None  
 Supplies Needed: None  
 Additional Fee: \$15  
 Recommended For: Second year campers or older  
 Notes: None



### Fire Safety Merit Badge (NEW in 2021)



Periods Offered: 6  
Max. Class Size: 12  
Prerequisites: None  
Supplies Needed: None  
Additional Fee: \$0  
Recommended For: All campers  
Notes:

**Participants must print out the merit badge workbook from <https://boyscouttrail.com/boyscouts/merit-badges.asp> prior to coming to camp.**

### 13.2 Renegade Program

This is our exclusive older Scout program in which participants embark on three all-day, high adventure outings. Participants will spend one day participating in the new BSA Venturing Pistol Program for older Scouts, one day completing Aviation Merit Badge including an orientation flight and one day of Discover SCUBA.

Periods Offered: 1-4 (All Day Class)  
Max. Class Size: 6  
Prerequisites: **Participants MUST be Life or Eagle rank.**  
Supplies Needed: None  
Additional Fee: \$125  
Recommended For: **Participants MUST be 14 years of age or older. Participants will be age checked prior to the start of camp. Any registered youth who is under the age of 14 will automatically be dropped from the program. No exceptions.**  
Notes: Participants will not be able to take merit badge instruction during periods 1-4. This program is designed exclusively for Scouts who are summer camp veterans and are looking for new challenges. One of the excursions requires off-camp transportation.



### 13.3 First Year Camper Program

Our First Year Camper program is led by friendly, adult instructors who will see to it that each Scout's first time at camp is a great one. Campers will be able to focus on becoming comfortable in basic camping and outdoor skills all the while having a lot of fun. Scouts will participate in activities such as swimming lessons, team building games, orienteering skills, pioneering skills, basic first aid skills, knot skills, cooking skills, and more.

This program is designed to teach your Scout the skills needed to complete many Tenderfoot requirements.

Periods Offered:	1-2 (Double Period), 3-4 (Double Period)
Max. Class Size:	20
Prerequisites:	None
Supplies Needed:	None
Additional Fee:	\$0
Recommended For:	New troop members
Notes:	Campers will be required to participate in a one-mile orienteering course during a unit activity period.

### 13.4 Second Year Camper Program

Our Second Year Camper program is led by friendly, adult instructors. Campers will be able to focus on becoming comfortable in basic camping and outdoor skills all the while having a lot of fun. Scouts will participate in activities such as swimming lessons, team building games, orienteering skills, pioneering skills, basic first aid skills, knot skills, cooking skills, menu planning and more.

This program is designed to teach your Scout the skills needed to complete many Second Class and First Class requirements.

Periods Offered:	1-2 (Double Period), 3-4 (Double Period)
Max. Class Size:	20
Prerequisites:	None
Supplies Needed:	None
Additional Fee:	\$0
Recommended For:	Tenderfoot/Second Class Scouts
Notes:	Campers will be required to take a five-mile hike during a unit activity period.



### 13.5 Discover SCUBA

Have you ever wondered what it's like to breathe underwater? If you want to find out but aren't quite ready to take the plunge into a certification course, Discover SCUBA will let you try scuba to see if you like it. While not an actual scuba certification, during the Discover SCUBA experience you'll learn how to use SCUBA equipment in our camp pool and get a 6-hour introduction to what it takes to explore the underwater world.

Periods Offered:	3-4 (Double Period)
Max. Class Size:	10
Prerequisites:	None
Supplies Needed:	None
Additional Fee:	\$125
Recommended For:	Participants must be 13 years of age or older.
Notes:	Participants must provide a completed BSA Annual Health & Medical Record Part D with the NAUI Medical Statement.

### 13.6 Unit Activity Periods

These two periods daily are your opportunity to enjoy a freestyle approach to how your unit wants to have fun. To your Scouts, a winter camp that is all merit badge classes isn't camp, it's school. Units may schedule up to two unit-based activities per day on Dec. 27<sup>th</sup>, Dec 28<sup>th</sup> & Dec. 29<sup>th</sup>. These activities are listed on the a la carte menu in this section and are scheduled during the Scoutmaster/Senior Patrol Leader Camp Planning Meeting at Camp Miles on Thursday, December 9<sup>th</sup>, 2021 at 7 p.m.

#### 13.6.1 Shooting Sports Area Unit Activities Offered

- Troop Rifle Shoot (\$5/Participant) - Max. 20 participants.
- Troop Shotgun Shoot (\$5/Participant) - Max. 12 participants, **afternoon unit activity period only.**
- Troop Black Powder Rifle Demonstration (\$5/Participant) - Max. 12 participants.
- Tomahawk Throwing Challenge – Max. 20 participants.

#### 13.6.2 Scoutcraft Area Unit Activities Offered

- Dutch Oven Dessert Sampler – No Maximum number of participants. (\$5/Participant)
- Advanced Knots & Lashings - No Maximum number of participants.
- Timed Orienteering Course Competition - No Maximum number of participants, **afternoon unit activity period only.**
- Geocaching Treasure Hunt - No Maximum number of participants, **afternoon unit activity period only.**

#### 13.6.3 Ecology Area Unit Activities Offered

- Robotics Discovery – Max. 16 participants.

#### 13.6.4 Handicraft Area Unit Activities Offered

- Patrol Flag Construction - No Maximum number of participants.
- Native American Pow Wow - No Maximum number of participants.
- Leather Belt Making – Max. 25 participants. (\$15/Participant)





### **13.6.5 COPE/Climbing Area Unit Activities Offered**

Troop Climbing Session – Max. 25 participants, **afternoon unit activity period only.**

### **13.6.6 Aquatics Area Unit Activities Offered**

Assault Boats – Max. 40 participants, **afternoon unit activity period only.**

Troop Boating – Max. 40 participants, **afternoon unit activity period only.**

Troop Swim - No Maximum number of participants.

Watermelon Scramble - No Maximum number of participants.

### **13.6.7 Sports Field Unit Activities Offered**

Troop Volleyball Game - No Maximum number of participants, **afternoon unit activity period only.**

## **13.7 Camp-wide Activities**

### **13.7.1 Opening Campfire**

Sit back and enjoy the show at the PSSR staff entertain you at our Opening Campfire.

Location: Amphitheater

When: Dec. 26th, 8:15 PM

### **13.7.2 Inter-Unit Cracker Barrel Night**

Host another unit in your campsite for an evening of fellowship. Cracker barrel will be delivered to your campsite.

Location: Campsites

When: Dec. 27th, 8:15 PM

### **13.7.3 Order of the Arrow Show, Call Out and Camp-wide Cracker Barrel**

Learn all about the Osceola Lodge of the Order of the Arrow. Share in the excitement of seeing new members, who were elected by their troops, Called Out. After the ceremony, the entire camp is invited to the Dining Hall for a special cracker barrel hosted by the Lodge.

Location: Amphitheater

When: Dec. 28th, 8:15 PM

### **13.7.4 Closing Campfire**

You are the star of the show. Each unit will be responsible for one song or skit to be performed during the show. All acts must be screened by the Program Director no later than Lunch on Sunday.

Location: Amphitheater

When: Dec. 29th, 8:15 PM

### **13.7.5 Scoutmaster Horseshoe Tournament**

Think you can throw shoes? Here's your chance to prove it. This adult only competition is for a shot at the privilege of taking on the Camp Director & Program Director. Beat them in the finals and a steak dinner will be delivered to you in the Dining Hall that night. If you lose... let's just say the Camp Director & Program Director will never let you live it down.



Location: Horseshoe Pits next to Trading Post  
When: Dec. 28th, 1:15 PM

### **13.7.6 Adult Leader Appreciation Dinner**

This catered meal is our thank you for taking time out of your busy schedule to come to camp with your Scouts.

Location: Staff Dining Tent  
When: December 29th, 6:00 PM.

## **14 Forms & Documents**

The following forms and documents have been provided in this section to assist you in your camp preparations.

1. Winter Camp Promotional Brochure
2. Winter Camp Advancement Period Schedule
3. Daily Schedule & Camp Map Brochure
4. Personal/Unit Packing List
5. Unit Duty Roster
6. Special Dietary Needs Form
7. Campsite Inspection Form
8. Unit Fireguard Chart
9. BSA Annual Health & Medical Record Parts A, B & C
10. NAUI Medical Statement
11. Permission to Possess/Use Epinephrine Auto Injector and/or Asthma Inhaler for Emergency Care Form



What are YOU doing?  
What are winter breaks?  
on YOUR

December 26th - 30th, 2021

## WINTER CAMP F.A.Q.

### WHERE IS WINTER CAMP?

Price Sanders Scout Reservation  
38751 Bernont Road, Punta Gorda, FL 33982

### WHEN IS WINTER CAMP?

December 26th - 30th, 2021

### WHO SHOULD ATTEND?

Registered Scouts BSA and Venturing members are encouraged to attend. If your unit is not attending, individual Scouts may register as a provisional camper.

### WHAT IS WINTER CAMP LIKE LIKE?

Campers and leaders stay in National Jamboree-style tents complete with cots. There are two hot water shower facilities in camp. Meals will be served family-style in our dining hall.

### HOW DO I REGISTER?

First check with your troop or crew adult leader to see if your unit plans to attend. Your unit's camping coordinator will register you as part of a group and collect all payments.

If your Troop or Crew does not plan to attend as a unit, don't worry. You can register as a provisional camper on the Southwest Florida Council website.



### 2021 CAMP FEES

Youth Registration With Troop	\$140
Provisional Youth Registration	\$165
Adult Registration	\$70
DISCOVER SCUBA (additional fee)	\$125
Renegade Program (additional fee)	\$125
Pre-bought Camp T-shirt	\$12


A \$25 late fee will be added to your balance for each camper not paid in full by December 3rd, 2021. Registration will be limited to the first 350 participants.

### REGISTRATION DEADLINES

Online registration begins August 31st, 2021  
Non-refundable camper deposit (\$50/camper) due at registration  
Registration & fee balance due before Dec. 3rd, 2021

### MORE INFORMATION

For more information contact Bruce Hassy  
by e-mail: [bruce.hassy@scouting.org](mailto:bruce.hassy@scouting.org)



Cancellation Policy: Once registration fees have been paid, an individual may become ill or otherwise be unable to attend an event. As the event has already incurred expenses related to the activity such as program supplies, ins., food, patches, etc., event fees are non-refundable & non-transferable. An exception will be made ONLY if a request is received in writing (or email (not phone) and submitted to the Southwest Florida Council Office by the individual no later than December 5th, 2021. In most cases, only a partial refund can be made. Refunds for incident weather will be made only if the event is cancelled. No refunds will be given on the Event Processing Convenience Fee.



What are YOU doing  
on YOUR winter break?  
December 26th - 30th, 2021

Enjoy winter break with your troop, crew or as a provisional camper. The Southwest Florida Council Winter Camp experience at Camp Miles offers a fun way to advance in Scouting.



**Merit Badges:** Over 40 offered, including many challenging Eagle required badges. NEW TO CAMP IN 2021 - Orienteering MB, Wood Carving MB, Rowing MB, Reptile and Amphibian Study MB, Music MB, Fire Safety MB.

**Shooting Sports:** .22 rifle shooting, muzzle loading rifle shooting, shotgun shooting, archery, 3D action archery course.

**Aquatics:** Swimming, sailing, canoeing, kayaking, motorboating, Snorkling BSA, Mile Swim, modern pool facility.

**SCUBA:** NAUI certified Discover SCUBA program offered daily.

**SCOUTCRAFT:** Fire building, pioneering, orienteering, dutch oven cooking, geocaching, wilderness survival and much more.

**PROJECT C.O.P.E.:** Team building on the low course and adventure 40 feet in the air on the high ropes course. By appointment only. Minimum 20 campers, extra fee may apply.

**50 FOOT CLIMBING TOWER:** Rock climbing on six challenging routes. Learn the skill of rappelling.

**RENEGADE PROGRAM (Older Scout Challenge):** Three full-day adventures including aviation merit badge instruction with an orientation flight in a private plane with a FAA certified instructor, a pistol shooting instructional class and a one day Discover SCUBA experience.



**FIRST & SECOND YEAR CAMPER PROGRAM:** Complete over 20 requirements for the Tenderfoot, Second Class and First Class ranks. Learn the basics of the Patrol Method.

**UNIT EXCURSIONS:** Group rates for Disney, Busch Gardens and Universal available by request, at an additional cost. Minimum 15 youth required.

Deep sea fishing is available to units on a first come, first serve basis. Additional fee applies. Scheduling may interfere with other program offerings or merit badge instruction.



Registration opens August 31st, 2021 at 9 am.  
Space is limited. Register online at:

[www.SWFLCOUNCILBSA.org](http://www.SWFLCOUNCILBSA.org)





## 2021 Winter Camp Advancement Period Schedule

Merit Badge / Award	Capacity/ Period	9:00 - 10:00A	10:15 - 11:15A	1:00 - 2:00P	2:15 - 3:15P	4:30 - 5:30P	
<b>Shooting Sports</b>							
Archery MB	12	X (Double Period)		X (Double Period)			
Rifle Shooting MB	10	X (Double Period)		X (Double Period)			
Fishing MB	16	X	X	X	X		
Shotgun Shooting MB*	8	X (Double Period)		X (Double Period)			
<b>Scoutcraft</b>							
Camping MB	16	X	X	X	X		
Cooking MB	12	X (Double Period)		X (Double Period)			
Geocaching MB	16				X		
Orienteering MB (NEW in 2021)	16			X			
Wilderness Survival MB	16	X (Double Period)					
<b>Handicraft</b>							
Basketry MB	12	X		X			
Leatherwork MB	12		X		X		
Wood Carving MB (NEW in 2021)	12	X		X			
Fingerprinting MB	12					X	
Indian Lore MB	12		X		X		
Chess MB	12					X	
<b>COPE &amp; Climbing</b>							
Climbing MB	12	X (Double Period)		X (Double Period)			
<b>Aquatics</b>							
Discover SCUBA*	10			X (Double Period)			
Canoeing MB	12	X			X		
Rowing MB (NEW in 2021)	10		X	X			
Small Boat Sailing MB*	6		X		X		
Swimming MB	16			X	X		
Lifesaving MB*	10	X (Double Period)					
Motorboating MB*	6	X		X			
<b>Trail To Eagle Program (13 years old or older)</b>							
Citizenship in the Community MB*	12	X					
Citizenship in the Nation MB*	12		X				
Citizenship in the World MB*	12			X			
Personal Management MB*	12			X			
Personal Fitness MB*	12	X					
Communications MB*	12		X		X		
<b>Ecology</b>							
Nature MB	16			X			
Oceanography MB	16				X		
Robotics MB*	12		X		X		
Sustainability MB	16			X	X		
Reptile and Amphibian Study (NEW in 2021)	16	X					
Space Exploration MB	16	X		X			
Environmental Science MB	16	X (Double Period)					
<b>Vocational</b>							
First Aid MB	16	X					
Emergency Preparedness MB	16			X	X		
Music MB (NEW in 2021)	12					X	
Journalism MB	30					X	
Welding MB	8	X	X	X	X		
Fire Safety MB (NEW in 2021)	12					X	
<b>Specialty Programming</b>							
Renegade Program***	6	X (Full Day Program)					
First Year Camper**	20	X (Double Period)		X (Double Period)			
Second Year Camper**	20	X (Double Period)		X (Double Period)			

\* Participant must be 13 years old or older

\*\* First & second year camper program participants must choose the morning or afternoon double period. Participants may then choose up to three merit badges for the remaining three

\*\*\* Renegade program participants must be 14 years old or older. Participants will be age checked prior to the start of camp. Any registered youth who is under the age of 14 will automatically be dropped from the program. No exceptions.



# EVENT SCHEDULE AND CAMP MAP

## MERIT BADGE/ACTIVITY/TRAINING LOCATIONS

- SHOOTING SPORTS RANGES**  
ARCHERY MB RIFLE SHOOTING MB FISHING MB  
SHOTGUN SHOOTING MB
- SCOUTCRAFT AREA**  
CAMPING MB GEOCACHING MB  
ORIENTERING MB COOKING MB  
WILDERNESS SURVIVAL MB
- HANDICRAFT LODGE**  
BASKETRY MB LEATHERWORK MB INDIAN LORE MB  
FINGERPRINTING MB CHESS MB WOOD CARVING MB
- CLIMBING TOWER**  
CLIMBING MB
- ECOLOGY/STEM LODGE**  
SUSTAINABILITY MB OCEANOGRAPHY MB NATURE MB  
ENVIRONMENTAL SCIENCE MB REPTILE & AMPHIBIAN STUDY MB  
ROBOTICS MB SPACE EXPLORATION MB
- FIRST YEAR CAMPER AREA**  
FIRST YEAR CAMPER PROGRAM SECOND YEAR CAMPER PROGRAM  
FIRE SAFETY MB
- POOL**  
SWIMMING MB LIFESAIVING MB DISCOVER SCUBA
- ADVENTURE ISLAND (BOATING)**  
CANOEING MB ROWING MB MOTORBOATING MB  
SMALL BOAT SAILING MB
- HEALTH LODGE**  
FIRST AID MB EMERGENCY PREPAREDNESS MB
- TRAIL TO EAGLE AREA**  
CTT. COMMUNITY MB CTT. NATION MB CTT. WORLD MB  
COMMUNICATIONS MB PERSONAL FITNESS MB  
PERSONAL MANAGEMENT MB
- DINING HALL PORCH**  
MUSIC MB
- TRADING POST**  
WELDING MB
- ADMINISTRATION BUILDING**  
JOURNALISM MB  
ADULT TRAINING CLASSES

**FRIENDLY FRANKLIN'S  
CAMP TRADING POST**

SMACKS  
DRINKS  
UNIFORMS  
BAGGED ICE  
PATCHES  
T-SHIRTS  
MUGS  
SMOOTHIES

GUARANTEED LOWEST PRICES IN CAMP! FREE AIR WITH EVERY PURCHASE!

## DAILY PROGRAM SCHEDULE

**DECEMBER 26<sup>TH</sup>, 2021**

TIME	EVENT	LOCATION
8:30AM-9:30AM	SPL/SM ARRIVAL	PARKING LOT
9:30AM-10:30AM	SPL/SM MEETING	DINING HALL
12:00PM-12:45PM	SPL/SM LUNCH	DINING HALL
1:00PM-2:00PM	TROOP ARRIVAL	PARKING LOT
2:00PM-4:30PM	ORIENTATION	CAMP SITE
4:30PM-5:30PM	TROOP MEETING TIME	CAMP SITE
5:45PM-6:00PM	FLAG CEREMONY	PARADE FIELD
6:15PM-7:00PM	DINNER	CAMP SITE
7:15PM-7:45PM	WATERFRONT BRIEFING	POOL
8:00PM-9:00PM	OPENING CAMPERE	AMPHITHEATER
9:00PM-10:00PM	TROOP TIME	CAMP SITE
10:00PM	TAPS	CAMP SITE

**DECEMBER 27<sup>TH</sup> - DECEMBER 29<sup>TH</sup>, 2021**

TIME	EVENT	LOCATION
6:00AM-7:15AM	MILE SWIM	POOL
7:00AM	REVELLE	CAMP SITE
7:30AM-8:15AM	BREAKFAST	CAMP SITE
8:30AM-8:45AM	FLAG CEREMONY	PARADE FIELD
9:00AM-10:00AM	MERIT BADGE PERIOD 1	PROGRAM AREAS
10:15AM-11:15AM	MERIT BADGE PERIOD 2	PROGRAM AREAS
11:30AM-11:45AM	DAILY SPL/SM MEETING	PARADE FIELD
12:00PM-12:45PM	LUNCH	CAMP SITE
1:00PM-2:00PM	MERIT BADGE PERIOD 3	PROGRAM AREAS
2:15PM-3:15PM	MERIT BADGE PERIOD 4	PROGRAM AREAS
3:30PM-4:30PM	UNIT ACTIVITY PERIOD 1	PROGRAM AREAS
4:30PM-5:30PM	OPEN SHOOT/CLIMB/SWIM/BOAT	PROGRAM AREAS
4:30PM-5:30PM	MERIT BADGE PERIOD 6	PROGRAM AREAS
5:45PM-6:00PM	FLAG CEREMONY	PARADE FIELD
6:15PM-7:00PM	DINNER	CAMP SITE
7:15PM-8:15PM	UNIT ACTIVITY PERIOD 2	PROGRAM AREAS
8:30PM-9:30PM	CAMPWIDE ACTIVITY	VARIES
10:00PM	TAPS	CAMP SITE

**DECEMBER 30<sup>TH</sup>, 2021**

TIME	EVENT	LOCATION
7:00AM	REVELLE	CAMP SITE
7:00AM-8:30AM	CAMP SITE CHECK-OUT	CAMP SITE
7:00AM-8:30AM	CONTINENTAL BREAKFAST	CAMP SITE
8:45AM-9:30AM	CLOSING CEREMONY	AMPHITHEATER
9:30AM-10:30AM	CAMP DISMISSAL	PARKING LOT

**CAMPWIDE ACTIVITIES**

DEC. 27TH: OA CALL OUT, SHOW & CRACKER BARREL - 8:30 PM AMPHITHEATER  
 DEC. 27TH: SCOUTMASTER HORSESHOE TOURNAY - 1:15 PM TRADING POST  
 DEC. 28TH: INTER-JUNIT CRACKER BARREL - 8:30 PM CAMPSITES  
 DEC. 29TH: CLOSING CAMPFIRE - 8:30 PM AMPHITHEATER



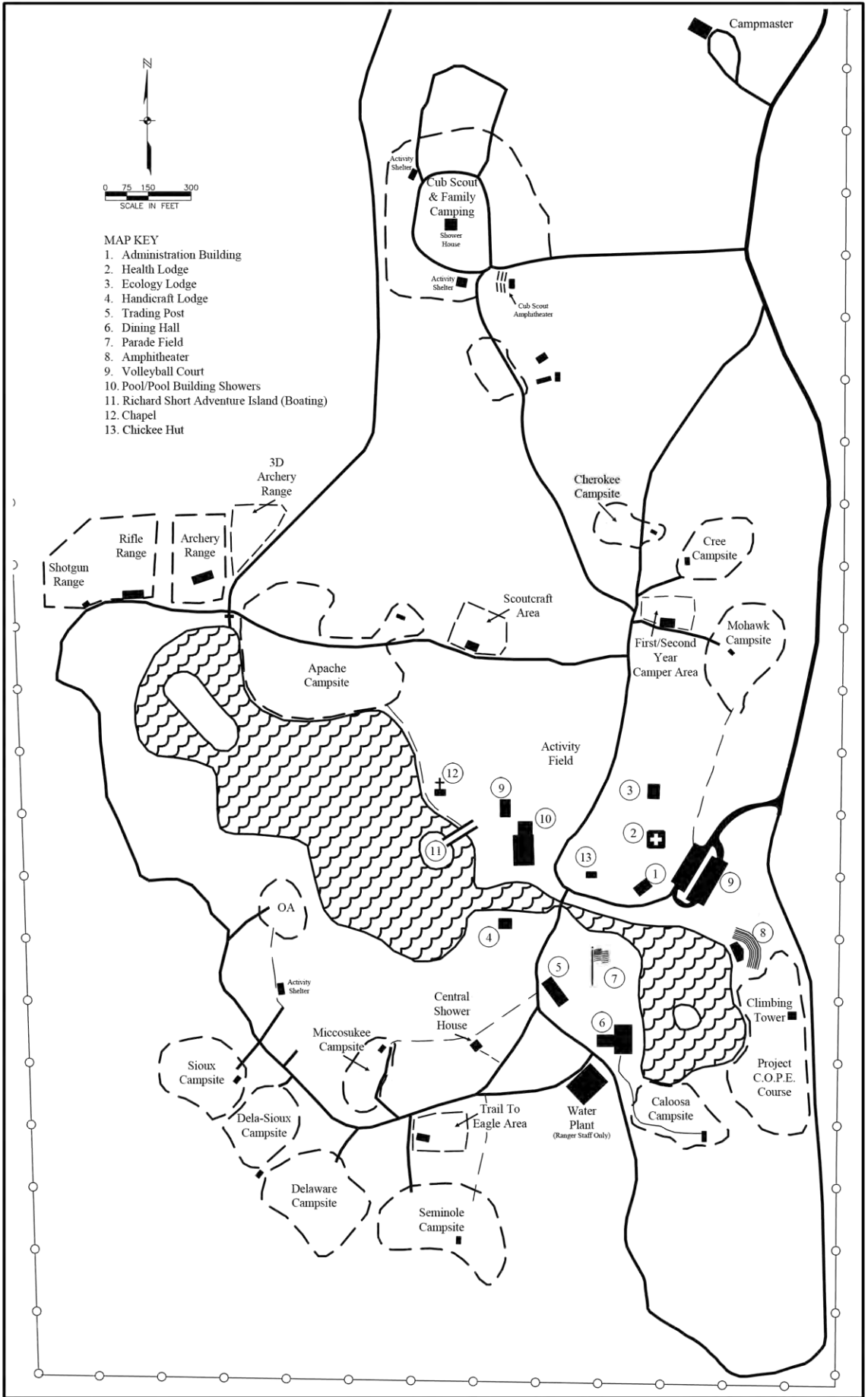


BOY SCOUTS OF AMERICA

# Price Sanders Scout Reservation

Southwest Florida Council, BSA

38751 Bermont Road, Punta Gorda, Florida 33982





# Winter Camp Packing List

**CLEARLY MARK ALL ITEMS WITH YOUR NAME AND TROOP NUMBER**

**Note:** This equipment list is meant to serve as a guide. Use your discretion in choosing what to bring and what to leave. **Things do get broken or lost. Please plan accordingly and leave valuable items at home.**

## Clothing

- FULL SCOUT UNIFORM
- JACKET/SWEATER
- PONCHO/RAIN GEAR
- RUGGED LONG PANTS
- T-SHIRTS (six or more)
- UNDERWEAR (six pair)
- TENNIS SHOES
- SOCKS (six pair)
- SWIMMING TRUNKS
- PAJAMAS
- HAT OR VISOR
- HANDKERCHIEF
- HIKING BOOTS & HEAVY SOCKS
- OA Sash

*Closed toed shoes must be worn everywhere except the pool decks and lake front*

## CAMP NECESSITIES

- SLEEPING BAG
- FLASHLIGHT WITH FRESH BATTERIES
- TEN ESSENTIALS

## TOILET KIT

- TOOTHBRUSH/TOOTHPASTE
- SUNSCREEN
- COMB AND/OR BRUSH
- INSECT REPELLENT
- HAND SOAP
- KLEENEX
- BATH TOWEL
- BEACH TOWEL

## SUGGESTED ITEMS

- SUNGLASSES
- CAMERA
- COMPASS
- AIR-MATRESS

- CANTEEN
- MOUNTAIN BIKE *and* **HELMET**

## MERIT BADGE ITEMS

- SCOUT HANDBOOK
- MERIT BADGE CARDS
- PENCIL/PEN & NOTEBOOK
- MERIT BADGE BOOKS
- ANY MERIT BADGE PARTIAL CARDS

## FOR PATROL AND/OR TROOP

- CLOTHES LINE & PINS
- PATROL/TROOP LIBRARY
- PATROL BOXES (optional)
- LANTERNS (BSA approved)
- PATROL FLAGS & POLES
- TROOP FLAG
- CAMPSITE DECORATIONS

## DON'T FORGET

- CAMP MEDICAL FORM/FIREARMS/  
PROGRAM CONSENT FORM
- SPENDING MONEY (in addition to money for merit badge projects and special activities).

## MONEY IN CAMP

We recommend that one of the adult leaders serve as the "banker" for each troop, holding the money for each Scout, and issuing it to him in small amounts. Most Scouts bring around \$60 to camp.

## MEDICATIONS

All medications should be turned in to the Troop leadership for safe keeping during the week. Our Medical Lodge can store medications that have to be re-refrigerated. Please keep items like Epi-Pens and inhalers with you at all times.

## A NOTICE TO ONE AND ALL:

**Do not bring firearms, ammunition, bows and arrows, or fireworks to camp. Camp Policy and insurance requirements prohibit their presence on the property. They cannot be stored in campsites or used on our ranges. Thank you for your cooperation.**





# Price Sanders Scout Reservation Patrol Duty Roster

**Troop:** \_\_\_\_\_

**Patrol:** \_\_\_\_\_

Duty	Dec. 26	Dec. 27	Dec. 28	Dec. 29	Dec. 30
Breakfast Waiter	XX				
Lunch Waiter	XX				
Dinner Waiter					XX
Fire Warden					XX
Latrine Clean-up					
Campsite Leave No Trace					

# SWFC Winter Camp

## SPECIAL DIETARY NEEDS REQUEST

**\*This form needs to be submitted to the council no later than December 3rd, 2021.**

Unit Type / Number: \_\_\_\_\_ Council / District: \_\_\_\_\_

Campsite (if known): \_\_\_\_\_

Request Made For: Youth \_\_\_\_\_ Adult \_\_\_\_\_ Name: \_\_\_\_\_

Adult/Guardian Name: \_\_\_\_\_

Adult/Guardian Phone #: \_\_\_\_\_

Adult/Parent Email: \_\_\_\_\_

Type of Special Dietary Request (medical allergy, preference, religious reasons): \_\_\_\_\_

Gluten Free: \_\_\_\_\_

No Peanut: \_\_\_\_\_

No Soy: \_\_\_\_\_

Lactose Free: \_\_\_\_\_

No Tree Nut: \_\_\_\_\_

No shellfish: \_\_\_\_\_

No Dairy: \_\_\_\_\_

No Egg: \_\_\_\_\_

No fish: \_\_\_\_\_

Vegetarian / Vegan: \_\_\_\_\_

No Pork: \_\_\_\_\_

No Beef: \_\_\_\_\_

Other: \_\_\_\_\_

Specific Details and Explanation of Needs: \_\_\_\_\_

\_\_\_\_\_  
\_\_\_\_\_

Please explain the immediate steps that should be taken if this person is accidentally exposed to the food that he or she is not supposed to have?

\_\_\_\_\_  
\_\_\_\_\_  
\_\_\_\_\_  
\_\_\_\_\_

Please return completed forms to: [bruce.hassy@scouting.org](mailto:bruce.hassy@scouting.org)

**Our food service staff will be contacting you to confirm the special diet request and exchange information.**

For Office Use Only:

Status: \_\_\_\_\_

Date Received @ Council: \_\_\_\_\_

Copy to Kitchen Manager: \_\_\_\_\_

Date Response Sent: \_\_\_\_\_

Reason: \_\_\_\_\_

\_\_\_\_\_



## Price Sanders Scout Reservation Winter Camp Commissioner Inspection Worksheet

Campsite: \_\_\_\_\_

Unit: \_\_\_\_\_

Senior Patrol Leader: \_\_\_\_\_ Scoutmaster: \_\_\_\_\_

Your Commissioner: \_\_\_\_\_

<b>FIRE SAFETY</b>	Dec. 26th	Dec. 27th	Dec. 28th	Dec. 29th	Dec. 30th
Fire Barrel -- filled, clear of debris, near fire circle					
Fire Circle -- debris cleared, barrel near, correct location					
Fireguard Chart -- posted & signed daily by fire warden					
Fire Tools -- displayed on rack, readily available					

<b>HEALTH AND SAFETY</b>	Dec. 26th	Dec. 27th	Dec. 28th	Dec. 29th	Dec. 30th
Latrine -- area cleaned (in & out), disinfectant used					
Washstand -- clean (in, on & around) of trash/debris					
First Aid Kit -- displayed and stocked, easily accessible					
Travel Area -- free of debris, clotheslines placed properly					
Trash Can -- liner inside, emptied if full					
Axe Yard -- defined, safe, tools clean & safe guarded					

<b>SCOUT-LIKE CONDITION</b>	Dec. 26th	Dec. 27th	Dec. 28th	Dec. 29th	Dec. 30th
Bulletin Board -- neat, duty roster, program schedule posted					
Tents/Lean-tos -- neat, no trash, flaps all up or down, swept					
Campsite Entrance -- well kept, neat, show Scout skill					
Flags -- up (or down when raining), unit flags displayed					
Camp Improvements -- approved and a true improvement					

<b>ENVIRONMENT</b>	Dec. 26th	Dec. 27th	Dec. 28th	Dec. 29th	Dec. 30th
Litter -- site free of litter, full trash bags disposed of					
Beauty -- site kept as natural as possible					
Brush Piles -- fire wood stacked, other wood piled					
Structures -- neat, no markings or damage					
Assigned Service Area -- clean and free from litter					

<b>TOTAL POINTS EARNED (out of 100 possible)</b>	Dec. 26th	Dec. 27th	Dec. 28th	Dec. 29th	Dec. 30th
Commissioner's Initials					

0 = Unsatisfactory 1 = Needs improvement 2 = Fair 3 = Good enough 4 = Very good 5 = Excellent

# UNIT FIREGUARD CHART

Fill out and post this chart on your campsite bulletin board.

Troop \_\_\_\_\_ Troop fire warden \_\_\_\_\_

Camp \_\_\_\_\_ Troop campsite \_\_\_\_\_

Dates \_\_\_\_\_



We will prevent fires by breaking matches in two after using.



Putting fires COLD OUT with water.



Feeling with fingers to test heat.

## FLAMMABILITY WARNING CAMPING SAFETY RULES


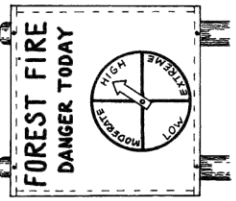
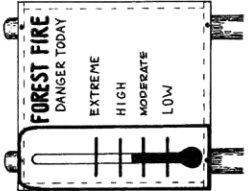
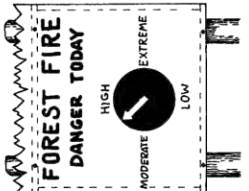
NO TENT MATERIAL IS FIREPROOF AND IT CAN BURN WHEN EXPOSED TO HEAT OR FIRE. FOLLOW THESE RULES:

- Only flashlights and battery-powered lanterns are permitted in tents. **NO FLAMES IN TENTS** is a rule which must be enforced.
- Chemical-fueled stoves, heaters, lanterns, lighted candles, matches, or other flame sources should **never** be used in or near tents.
- Do not pitch tents near open fire.
- Do not use flammable chemicals near tents: charcoal lighter, spray cans of paint, or bug killer and repellent.
- Be careful when using electricity and lighting in tents.
- Always extinguish cooking and campfires properly.
- Obey all fire laws, ordinances, and regulations.
- Keep campers informed on a daily basis of your camp's fire danger.



Clearing all burnable material 4 to 6 feet away from the fires or as required by local law.

In the case of Cub Scouts, they should immediately seek adult help, sound the alarm by yelling, "Fire!" and stay away from attempting to fight any camp fire. If adult help is not readily available, the Cub Scout should continue to sound the alarm, send a runner for help, and/or dial the camp office or 911.



VARIOUS TYPES OF FIRE DANGER SIGNS IN CAMP

Unit Campsite Fire Prevention Assignments	
First Day _____ Date _____	Patrol _____ Equipment Checked _____
Fire Warden _____	
Second Day _____ Date _____	Patrol _____ Equipment Checked _____
Fire Warden _____	
Third Day _____ Date _____	Patrol _____ Equipment Checked _____
Fire Warden _____	
Fourth Day _____ Date _____	Patrol _____ Equipment Checked _____
Fire Warden _____	
Fifth Day _____ Date _____	Patrol _____ Equipment Checked _____
Fire Warden _____	
Sixth Day _____ Date _____	Patrol _____ Equipment Checked _____
Fire Warden _____	
Seventh Day _____ Date _____	Patrol _____ Equipment Checked _____
Fire Warden _____	



SOUND ALARM



**DROP TENTS (CANVAS ONLY) IF NECESSARY AND SAFE TO DO SO**

## IN CASE OF FIRE REPORTING AND ASSEMBLY INSTRUCTIONS

At some camps local changes are made in these suggested procedures. All exceptions, however, should be made on the recommendation and with the approval of local fire authorities.

### IN A UNIT CAMPSITE

1. Sound the alarm by yelling "Fire!" and then notify the first adult you see, then report to a camp officer or the camp fire warden.
2. Extinguish a fire only if it can be done quickly and easily.
3. When the central alarm is sounded to warn the camp, quickly mobilize in your unit. Move to your preassigned point immediately and await directions.
4. A runner reports to the camp office for instructions from the camp fire warden.
5. In the event of a tent fire, you can douse it with water or sand, or simply stand back and let professionals fight the fire.

### OUTSIDE UNIT CAMPSITE

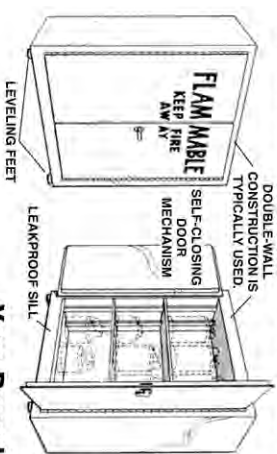
1. If you discover a fire anywhere in camp, report immediately to the camp office so the alarm may be sounded and fire authorities notified.
2. Camp fire warden sounds the central alarm, and your unit follows steps 3 and 4 above.
3. **Remember:** Campers should not be directly involved in the fire fighting process except for fires that can be quickly and easily extinguished.

In case of a fire in our campsite, we will notify \_\_\_\_\_ Camp fire warden and follow the instructions of our unit fire warden.

# Control of Flammable/Combustible Liquids and Gases in Camp

Because serious accidents can happen in connection with the use of liquid fuel, propane, butane, etc., in lanterns and stoves and as a result of igniting fires with liquid starters, adult supervision is required when chemical fuels are being used for lighting and cooking. Local councils have the option of restricting the use of chemical-fueled stoves, lanterns, and heaters in campsites under their jurisdiction.

- **Knowledgeable adult supervision** must be provided when Scouts are involved in the storing, handling, and filling of stoves or lanterns or the lighting of chemical fuels.
- **Battery-operated lanterns and flashlights** should be used in all tents. No chemical-fueled lantern, stove, or heater is to be used inside a tent.
- **Kerosene, gasoline, or liquefied petroleum-fuel lanterns** may, when permitted, be used inside permanent buildings or for outdoor lighting. When used indoors, there must be adequate ventilation. Strict adherence to the safety standards and the instructions of the manufacturers in fueling and lighting such stoves and lanterns must be carried out under the direct supervision of a responsible and knowledgeable adult.
- **Empty liquid-petroleum cylinders for portable stoves and lanterns** should be returned home or to base camp. They can explode when heated, therefore, they must never be put in fireplaces or with burnable trash.
- **The use of liquid fuels for starting any type of fire is prohibited.** This includes damp wood, charcoal, and cer-



## Year-Round Prevention Plan

Will your camp be there next season? This is a good question to ask at the close of each camping season as you pack away equipment and leave. In fairness to next year's campers, do everything that can be done to ensure the safety of camp equipment and camp timber.

Fall, with its dry, dead leaves that often bank high around camp buildings is, in many sections of the country, the most dangerous fire season of the entire year. Spring is another bad time.

Here is a checklist of things to do at all times to be sure that your camp is fireproof year-round:

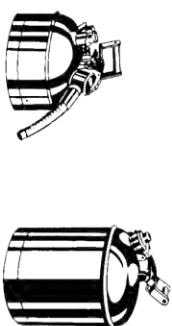
1. Destroy greasy rags.
2. Dispose of all combustible refuse and trash safely, out trespassers, vandals, or thieves.

emotional campfires. Solid-type starters are just as effective, are easier to store and carry, and are much safer to use for this purpose.

- **Space heaters that use chemical fuels consume oxygen and must be used only in well-ventilated areas.** Using space heaters in poorly ventilated cabins, camper trucks, and recreation vehicles can cause fires and asphyxiation. The use of charcoal burners indoors can be lethal in causing carbon monoxide poisoning.

### Bulk Storage and Practices

Storage of liquid fuel and other flammables is a camp maintenance function. Filling tanks for motors, vehicles, and motorboats should always be handled by someone qualified by age and training for this responsibility. Similar responsible handling and control are prescribed for the limited use of kerosene. Use kerosene only for outside night lights and stationary heating stoves (not portable). Both gasoline and kerosene should be kept in well-marked safety cans and stored in ventilated locked boxes located away from buildings and tents. Large quantities of gasoline should be stored in a properly installed fuel tank with pump. Keys to pumps and storage boxes or sheds should be given to one adult (primarily the camp ranger), who distributes these fuels. Propane or butane storage tanks and permanent caps should be installed by experienced and knowledgeable individuals and changed only by gas distributors. These installations must conform to local regulations and must be inspected regularly.



## Year-Round Prevention Plan

4. Stow away firewood and loose equipment that might be used by trespassers.
5. Clear away dead grass or trees, ferns, leaves, bushes, straw piles, and trash from buildings.
6. Clean grease traps and dispose of the grease by burning it at a safe place or burying it in mineral earth.
7. Be sure the camp is ready for winter use. Check fuels, wall and floor protection around heaters, and protecting screens for fireplaces. Inspect location of fire paths, fire extinguishers, and mobile fire-fighting equipment.
8. Develop a fire prevention plan in accordance with OSHA standard 29 CFR 1910.139.

# HOW YOUR UNIT FIREGUARD PLAN WORKS

## DUTIES

When you arrived at camp, you were oriented and trained in the use of the unit fireguard plan. It is your responsibility as a unit leader to train your Scouts in fire prevention, fire detection, reporting, and fire control. Only implement fire control techniques that can be done quickly and easily.

Study the procedures outlined on this chart and then train your staff and youth members. Post the chart for all to see and follow. At some camps local changes are made in these suggested procedures. All exceptions, however, should be made on the written recommendation and with the approval of local fire authorities.

Organize to make the fireguard plan work by appointing capable fire wardens and deputies.

## FIRE WARDENS AND DEPUTIES

As responsible Scouts appointed by their adult leader, the unit fire warden and his deputy are in charge of training, know where fire equipment is located, and are familiar with the unit fireguard chart. They instruct all unit fire wardens and Scouts in the operation of the camp fireguard plan. They conduct annual inspections of fire extinguishers and check to be sure all cooking fires, heating fires, and campfires are out at night or when no one is attending or monitoring the fire during the day. Unit fire wardens and deputies conduct fire drills at least once a week and follow the direction of the camp fire warden. They receive reports related to fire hazards daily from the duty fire warden.

Every boy in the unit should feel responsible for fire prevention, but the unit fire patrol for each day must be alert and ready to evacuate and account for everyone in case of fire emergency or drill.

If a small fire breaks out, the person discovering it should take immediate action, whether or not he is on the fire patrol for the day. Time is the most important element in the suppression of a fire. Some examples of fire control techniques are:

- Immediately send someone to seek assistance, send a runner for help, and/or dial the camp office or 911.
- Douse fire with water or sand.
- Smother fire with a lid.
- In the event of a tent fire (canvas only), simply kick out the end tent poles if it can be done safely.

**Remember: Campers should not be involved in the fire fighting process except for fires that can be quickly and easily extinguished.**

In making daily inspections of the unit campsite, the unit fire warden should follow the fire-prevention suggestions and use the fire-fighting equipment illustrations found throughout this chart as a guide. Campsite equipment will vary according to your camp. Results of the daily inspection should be posted on the chart in the space provided.

## PATROL FIRE WARDEN

The patrol leader is responsible for training his patrol in the unit fireguard plan and leading the unit in practice evacuation and fire prevention.

He checks daily to be sure all members are preventing fires and are prepared in case a fire breaks out. He makes sure and double-checks that fires are built only on nonburnable soil in areas where they will not spread. He verifies to see that all fires are put COLD OUT and that open flames are not permitted in or near tents. He shows patrol members how to drop tents (canvas only) in case of fire. In the event of a tent fire (canvas only), you can simply kick out the end tent poles if it can be done safely and let professionals fight the fire.

SKU 33691



33691 2010 Printing



BOY SCOUTS OF AMERICA®

## Part A: Informed Consent, Release Agreement, and Authorization

Full name: \_\_\_\_\_

Date of birth: \_\_\_\_\_

High-adventure base participants:

Expedition/crew No.: \_\_\_\_\_

or staff position: \_\_\_\_\_

### Informed Consent, Release Agreement, and Authorization

I understand that participation in Scouting activities involves the risk of personal injury, including death, due to the physical, mental, and emotional challenges in the activities offered. Information about those activities may be obtained from the venue, activity coordinators, or your local council. I also understand that participation in these activities is entirely voluntary and requires participants to follow instructions and abide by all applicable rules and the standards of conduct.

In case of an emergency involving me or my child, I understand that efforts will be made to contact the individual listed as the emergency contact person by the medical provider and/or adult leader. In the event that this person cannot be reached, permission is hereby given to the medical provider selected by the adult leader in charge to secure proper treatment, including hospitalization, anesthesia, surgery, or injections of medication for me or my child. Medical providers are authorized to disclose protected health information to the adult in charge, camp medical staff, camp management, and/or any physician or health-care provider involved in providing medical care to the participant. Protected Health Information/Confidential Health Information (PHI/CHI) under the Standards for Privacy of Individually Identifiable Health Information, 45 C.F.R. §§160.103, 164.501, etc. seq., as amended from time to time, includes examination findings, test results, and treatment provided for purposes of medical evaluation of the participant, follow-up and communication with the participant's parents or guardian, and/or determination of the participant's ability to continue in the program activities.

(If applicable) I have carefully considered the risk involved and hereby give my informed consent for my child to participate in all activities offered in the program. I further authorize the sharing of the information on this form with any BSA volunteers or professionals who need to know of medical conditions that may require special consideration in conducting Scouting activities.

**With appreciation of the dangers and risks associated with programs and activities, on my own behalf and/or on behalf of my child, I hereby fully and completely release and waive any and all claims for personal injury, death, or loss that may arise against the Boy Scouts of America, the local council, the activity coordinators, and all employees, volunteers, related parties, or other organizations associated with any program or activity.**

I also hereby assign and grant to the local council and the Boy Scouts of America, as well as their authorized representatives, the right and permission to use and publish the photographs/film/videotapes/electronic representations and/or sound recordings made of me or my child at all Scouting activities, and I hereby release the Boy Scouts of America, the local council, the activity coordinators, and all employees, volunteers, related parties, or other organizations associated with the activity from any and all liability from such use and publication. I further authorize the reproduction, sale, copyright, exhibit, broadcast, electronic storage, and/or distribution of said photographs/film/videotapes/electronic representations and/or sound recordings without limitation at the discretion of the BSA, and I specifically waive any right to any compensation I may have for any of the foregoing.

*Every person who furnishes any BB device to any minor, without the express or implied permission of the parent or legal guardian of the minor, is guilty of a misdemeanor. (California Penal Code Section 19915[a]) My signature below on this form indicates my permission.*

I give permission for my child to use a BB device. (Note: Not all events will include BB devices.)

**Checking this box indicates you DO NOT want your child to use a BB device.**



**NOTE: Due to the nature of programs and activities, the Boy Scouts of America and local councils cannot continually monitor compliance of program participants or any limitations imposed upon them by parents or medical providers. However, so that leaders can be as familiar as possible with any limitations, list any restrictions imposed on a child participant in connection with programs or activities below.**

List participant restrictions, if any: \_\_\_\_\_

None

I understand that, if any information I/we have provided is found to be inaccurate, it may limit and/or eliminate the opportunity for participation in any event or activity. If I am participating at Philmont Scout Ranch, Philmont Training Center, Northern Tier, Sea Base, or the Summit Bechtel Reserve, **I have also read and understand the supplemental risk advisories, including height and weight requirements and restrictions, and understand that the participant will not be allowed to participate in applicable high-adventure programs if those requirements are not met.** The participant has permission to engage in all high-adventure activities described, except as specifically noted by me or the health-care provider. If the participant is under the age of 18, a parent or guardian's signature is required.

Participant's signature: \_\_\_\_\_ Date: \_\_\_\_\_

Parent/guardian signature for youth: \_\_\_\_\_ Date: \_\_\_\_\_

(If participant is under the age of 18)

### Complete this section for youth participants only:

#### Adults Authorized to Take Youth to and From Events:

You must designate at least one adult. Please include a phone number.

Name: \_\_\_\_\_

Name: \_\_\_\_\_

Phone: \_\_\_\_\_

Phone: \_\_\_\_\_

#### Adults NOT Authorized to Take Youth to and From Events:

Name: \_\_\_\_\_

Name: \_\_\_\_\_

Phone: \_\_\_\_\_

Phone: \_\_\_\_\_



## Part B1: General Information/Health History

Full name: \_\_\_\_\_

Date of birth: \_\_\_\_\_

**High-adventure base participants:**

Expedition/crew No.: \_\_\_\_\_

or staff position: \_\_\_\_\_

Age: \_\_\_\_\_ Gender: \_\_\_\_\_ Height (inches): \_\_\_\_\_ Weight (lbs.): \_\_\_\_\_

Address: \_\_\_\_\_

City: \_\_\_\_\_ State: \_\_\_\_\_ ZIP code: \_\_\_\_\_ Phone: \_\_\_\_\_

Unit leader: \_\_\_\_\_ Unit leader's mobile #: \_\_\_\_\_

Council Name/No.: \_\_\_\_\_ Unit No.: \_\_\_\_\_

Health/Accident Insurance Company: \_\_\_\_\_ Policy No.: \_\_\_\_\_



Please attach a photocopy of both sides of the insurance card. If you do not have medical insurance, enter "none" above.

**In case of emergency, notify the person below:**

Name: \_\_\_\_\_ Relationship: \_\_\_\_\_

Address: \_\_\_\_\_ Home phone: \_\_\_\_\_ Other phone: \_\_\_\_\_

Alternate contact name: \_\_\_\_\_ Alternate's phone: \_\_\_\_\_

### Health History

Do you currently have or have you ever been treated for any of the following?

Yes	No	Condition	Explain
		Diabetes	Last HbA1c percentage and date: _____ Insulin pump: Yes <input type="checkbox"/> No <input type="checkbox"/>
		Hypertension (high blood pressure)	
		Adult or congenital heart disease/heart attack/chest pain (anginal)/heart murmur/coronary artery disease. Any heart surgery or procedure. Explain all "yes" answers.	
		Family history of heart disease or any sudden heart-related death of a family member before age 50.	
		Stroke/TIA	
		Asthma/reactive airway disease	Last attack date: _____
		Lung/respiratory disease	
		COPD	
		Ear/eyes/nose/sinus problems	
		Muscular/skeletal condition/muscle or bone issues	
		Head injury/concussion/TBI	
		Altitude sickness	
		Psychiatric/psychological or emotional difficulties	
		Neurological/behavioral disorders	
		Blood disorders/sickle cell disease	
		Fainting spells and dizziness	
		Kidney disease	
		Seizures or epilepsy	Last seizure date: _____
		Abdominal/stomach/digestive problems	
		Thyroid disease	
		Skin issues	
		Obstructive sleep apnea/sleep disorders	CPAP: Yes <input type="checkbox"/> No <input type="checkbox"/>
		List all surgeries and hospitalizations	Last surgery date: _____
		List any other medical conditions not covered above	



## Part B2: General Information/Health History

Full name: \_\_\_\_\_

Date of birth: \_\_\_\_\_

**High-adventure base participants:**

Expedition/crew No.: \_\_\_\_\_  
or staff position: \_\_\_\_\_

### Allergies/Medications

**DO YOU USE AN EPINEPHRINE AUTOINJECTOR?** Exp. date (if yes) \_\_\_\_\_  YES  NO

**DO YOU USE AN ASTHMA RESCUE INHALER?** Exp. date (if yes) \_\_\_\_\_  YES  NO

Are you allergic to or do you have any adverse reaction to any of the following?

Yes	No	Allergies or Reactions	Explain	Yes	No	Allergies or Reactions	Explain
		Medication				Plants	
		Food				Insect bites/stings	

List all medications currently used, including any over-the-counter medications.

Check here if no medications are routinely taken.  If additional space is needed, please list on a separate sheet and attach.

Medication	Dose	Frequency	Reason

YES  NO Non-prescription medication administration is authorized with these exceptions: \_\_\_\_\_

Administration of the above medications is approved for youth by:

\_\_\_\_\_/\_\_\_\_\_  
Parent/guardian signature MD/DO, NP, or PA signature (if your state requires signature)

**Bring enough medications in sufficient quantities and in the original containers. Make sure that they are NOT expired, including inhalers and EpiPens. You SHOULD NOT STOP taking any maintenance medication unless instructed to do so by your doctor.**

### Immunization

The following immunizations are recommended. Tetanus immunization is required and must have been received within the last 10 years. If you had the disease, check the disease column and list the date. If immunized, check yes and provide the year received.

Yes	No	Had Disease	Immunization	Date(s)
			Tetanus	
			Pertussis	
			Diphtheria	
			Measles/mumps/rubella	
			Polio	
			Chicken Pox	
			Hepatitis A	
			Hepatitis B	
			Meningitis	
			Influenza	
			Other (i.e., HIB)	
			Exemption to immunizations <b>(form required)</b>	

**Please list any additional information about your medical history:**

\_\_\_\_\_

\_\_\_\_\_

\_\_\_\_\_

**DO NOT WRITE IN THIS BOX.**  
Review for camp or special activity.

Reviewed by: \_\_\_\_\_

Date: \_\_\_\_\_

Further approval required:  Yes  No

Reason: \_\_\_\_\_

Approved by: \_\_\_\_\_

Date: \_\_\_\_\_





## Part C: Pre-Participation Physical

This part must be completed by certified and licensed physicians (MD, DO), nurse practitioners, or physician assistants.

Full name: \_\_\_\_\_

Date of birth: \_\_\_\_\_

### High-adventure base participants:

Expedition/crew No.: \_\_\_\_\_

or staff position: \_\_\_\_\_



You are being asked to certify that this individual has no contraindication for participation in a Scouting experience. For individuals who will be attending a high-adventure program, including one of the national high-adventure bases, please refer to the supplemental information on the following pages or the form provided by your patient. You can also visit [www.scouting.org/health-and-safety/ahmr](http://www.scouting.org/health-and-safety/ahmr) to view this information online.

### Please fill in the following information:

	Yes	No	Explain
Medical restrictions to participate			

Yes	No	Allergies or Reactions	Explain
		Medication	
		Food	

Yes	No	Allergies or Reactions	Explain
		Plants	
		Insect bites/stings	

Height (inches)	Weight (lbs.)	BMI	Blood Pressure	Pulse
			/	

	Normal	Abnormal	Explain Abnormalities
Eyes			
Ears/nose/throat			
Lungs			
Heart			
Abdomen			
Genitalia/hernia			
Musculoskeletal			
Neurological			
Skin issues			
Other			

### Examiner's Certification

I certify that I have reviewed the health history and examined this person and find no contraindications for participation in a Scouting experience. This participant (with noted restrictions):

True	False	Explain
		Meets height/weight requirements.
		Has no uncontrolled heart disease, lung disease, or hypertension.
		Has not had an orthopedic injury, musculoskeletal problems, or orthopedic surgery in the last six months or possesses a letter of clearance from his or her orthopedic surgeon or treating physician.
		Has no uncontrolled psychiatric disorders.
		Has had no seizures in the last year.
		Does not have poorly controlled diabetes.
		If planning to scuba dive, does not have diabetes, asthma, or seizures.

Examiner's signature: \_\_\_\_\_ Date: \_\_\_\_\_

Examiner's printed name: \_\_\_\_\_

Address: \_\_\_\_\_

City: \_\_\_\_\_ State: \_\_\_\_\_ ZIP code: \_\_\_\_\_

Office phone: \_\_\_\_\_

### Height/Weight Restrictions

If you exceed the maximum weight for height as explained in the following chart and your planned high-adventure activity will take you more than 30 minutes away from an emergency vehicle/accessible roadway, you may not be allowed to participate.

#### Maximum weight for height:

Height (inches)	Max. Weight	Height (inches)	Max. Weight	Height (inches)	Max. Weight	Height (inches)	Max. Weight
60	166	65	195	70	226	75	260
61	172	66	201	71	233	76	267
62	178	67	207	72	239	77	274
63	183	68	214	73	246	78	281
64	189	69	220	74	252	79 and over	295



Prepared. For Life.®



# MEDICAL EVALUATION AND PHYSICIAN APPROVAL FORM

Please print or type

NAME \_\_\_\_\_

ADDRESS \_\_\_\_\_

CITY \_\_\_\_\_ STATE/PROVINCE \_\_\_\_\_ ZIP \_\_\_\_\_

HOME PHONE \_\_\_\_\_

**To the Instructor:** If any condition listed on the medical history form in the student record folder is checked by the student, you are required to individually interview the student. If, as a result of the interview, you are unsure whether or not the condition is a contraindication to diver training send the student to a physician for a medical exam. In the event that referral to a physician is necessary, provide the student with this NAUI Medical Form and transfer the student's medical history and any notes to the copy to take with them to the physician.

**To the Physician:** This person is an applicant for training in diving with self-contained underwater breathing apparatus (SCUBA). This is an activity which puts unusual stress on the individual in several ways. A list of contraindications is on the reverse of this form for your reference.

The student applicant's medical history below was provided during the enrollment process.

- |  |  |   |
|--|--|---|
| <input type="checkbox"/> Behavioral health problems  | <input type="checkbox"/> Bronchitis            | <input type="checkbox"/> Contact lenses                                 |
| <input type="checkbox"/> Claustrophobia              | <input type="checkbox"/> Tuberculosis          | <input type="checkbox"/> Dental plates                                  |
| <input type="checkbox"/> Agoraphobia                 | <input type="checkbox"/> Respiratory problems  | <input type="checkbox"/> Physical disability                            |
| <input type="checkbox"/> Migraine headaches          | <input type="checkbox"/> Back Problems         | <input type="checkbox"/> Serious injury                                 |
| <input type="checkbox"/> Epilepsy                    | <input type="checkbox"/> Back/spinal surgery   | <input type="checkbox"/> Over 40 years old                              |
| <input type="checkbox"/> Ear or hearing problems     | <input type="checkbox"/> Diabetes              | <input type="checkbox"/> Hepatitis                                      |
| <input type="checkbox"/> Trouble equalizing pressure | <input type="checkbox"/> Ulcers                | <input type="checkbox"/> Regular medication                             |
| <input type="checkbox"/> Sinus trouble               | <input type="checkbox"/> Colostomy             | <input type="checkbox"/> Drug allergies                                 |
| <input type="checkbox"/> Severe hayfever             | <input type="checkbox"/> Hernia                | <input type="checkbox"/> Alcohol or drug abuse                          |
| <input type="checkbox"/> Heart trouble               | <input type="checkbox"/> Dizziness or fainting | <input type="checkbox"/> Rejected from any activity for medical reasons |
| <input type="checkbox"/> High blood pressure         | <input type="checkbox"/> Recent surgery        | <input type="checkbox"/> Any medical condition not listed:              |
| <input type="checkbox"/> Angina                      | <input type="checkbox"/> Hospitalized          | _____   |
| <input type="checkbox"/> Heart surgery               | <input type="checkbox"/> Pregnant              | _____   |
| <input type="checkbox"/> Asthma                      | <input type="checkbox"/> Motion Sickness       | _____   |

**Notes :** \_\_\_\_\_  
\_\_\_\_\_  
\_\_\_\_\_

### PLEASE RETURN THIS FORM TO THE STUDENT APPLICANT

Please note that the medical examination form presents a choice under IMPRESSION. We can only accept unconditional approval as stated for student applicants desiring to begin or continue training. If you conclude that diving is not in the individual's best interest or that their medical condition is likely to present a probable direct threat to others, please discuss your opinion with the person and check disapproval.

- IMPRESSION:
- APPROVAL (I find no medical conditions I consider incompatible with diving.)
- DISAPPROVAL ( This applicant has medical conditions which in my opinion clearly would constitute unacceptable hazards to health and safety in diving.)

Date \_\_\_\_\_ Signature \_\_\_\_\_, MD.

Physician's Name (print) \_\_\_\_\_

Address \_\_\_\_\_

Phone \_\_\_\_\_



## CONTRAINDICATIONS TO DIVING

This list of relative and absolute contraindications is not all inclusive. Contraindications that are absolute permanently place the diver and his diving partners at increased risk for injury or death. Relative contraindications to scuba may be resolved with time and proper medical intervention or may be intermittent. A bibliography is included to aid in clarifying issues that arise. The Divers Alert Network (DAN) physicians are available for consultation by phone (919) 684-2948 during normal business hours. For diving related emergencies call, DAN at (919) 684-9111 24 hours, 7 days a week.

### OTOLARYNGOLOGICAL

Relative Contraindications:

- History of...
  - significant cold injury to pinna
  - TM perforation
  - tympanoplasty
  - mastoidectomy
  - mid-face fracture
  - head and/or neck therapeutic radiation
  - temporomandibular joint dysfunction
- Recurrent otitis externa
- Significant obstruction of the external auditory canal
- Eustachian tube dysfunction
- Recurrent otitis media or sinusitis
- Significant conductive or sensorineural hearing impairment
- Facial nerve paralysis not associated with barotrauma
- Full prosthodontic devices
- Unhealed oral surgery sites

Absolute Contraindications:

- History of...
  - stapedectomy
  - ossicular chain surgery
  - inner ear surgery
  - round window rupture
  - vestibular decompression sickness
- Monomeric TM
- Open TM perforation
- Tube myringotomy
- Facial nerve paralysis secondary to barotrauma
- Inner ear disease other than presbycusis
- Uncorrected upper airway obstruction
- Laryngectomy or status post partial laryngectomy
- Tracheostomy
- Uncorrected laryngocele

### NEUROLOGICAL

Relative Contraindications:

- History of...
  - head injury with sequelae other than seizure
  - spinal cord or brain injury without residual neurologic deficit
  - cerebral gas embolism without residual, pulmonary air trapping has been excluded
- Migraine headaches whose symptoms or severity impair motor or cognitive function
- Herniated nucleus pulposus
- Peripheral neuropathy
- Trigeminal neuralgia
- Cerebral palsy in the absence of seizure activity

Absolute Contraindications:

- History of...
  - seizures other than childhood febrile seizures
  - TIA or CVA
  - spinal cord injury, disease or surgery with residual sequelae
  - Type II (serious and/or central nervous system) decompression sickness with permanent neurologic deficit
- Intracranial tumor or aneurysm

### CARDIOVASCULAR

Relative Contraindications:

The suggested minimum criteria for stress testing is 13 METS.

- History of...
  - CABG or PCTA for CAD
  - myocardial infarction
  - dysrhythmia requiring medication for suppression
- Hypertension
- Valvular regurgitation
- Asymptomatic mitral valve prolapse
- Pacemakers-Note: Pacemakers must be depth certified by the manufacturer to at least 130 feet (40 meters) of sea water.

Absolute Contraindications:

- Asymmetric septal hypertrophy and valvular stenosis
- Congestive heart failure

### PULMONARY

Asthma (reactive airway disease), COPD cystic or cavitating lung diseases all may lead to air trapping.

Relative Contraindications:

- History of...
  - prior asthma or reactive airway disease (RAD)\*
  - exercise/cold induced bronchospasm (EIB)
  - solid, cystic or cavitating lesion
- Pneumothorax secondary to: thoracic surgery\*, trauma or pleural penetration\*, previous over inflation injury\*
- Restrictive Disease\*\* (\*Air Trapping must be excluded) (\*\*Exercise Testing necessary)

Absolute Contraindications:

- History of spontaneous pneumothorax
- Active RAD (asthma), EIB, COPD or history of the same with abnormal PFS or positive challenge
- Restrictive diseases with exercise impairment

### GASTROINTESTINAL

Relative Contraindications:

- Peptic ulcer disease
- Inflammatory bowel disease
- Malabsorption states
- Functional bowel disorders
- Post gastrectomy dumping syndrome
- Paraesophageal or hiatal hernia

Absolute Contraindications:

- High grade gastric outlet obstruction
- Chronic or recurrent small bowel obstruction
- Entero-cutaneous fistulae that do not drain freely
- Esophageal diverticula
- Severe gastroesophageal reflux
- Achalasia
- Unrepaired hernias of the abdominal wall potentially containing bowel

### METABOLIC AND ENDOCRINOLOGICAL

Relative Contraindications:

- Hormonal excess or deficiency
- Obesity
- Renal insufficiency

Absolute Contraindications:

- Diabetics on Insulin therapy or oral anti-hypoglycemia medication

### PREGNANCY

Absolute Contraindications:

Venous gas emboli formed during decompression may result in fetal malformations. Diving is absolutely contraindicated during any state of pregnancy.

### HEMATOLOGICAL

Relative Contraindications:

- Sickle cell trait
- Acute anemia

Absolute Contraindications:

- Sickle cell disease
- Polycythemia
- Leukemia

### ORTHOPEDIC

Relative Contraindications:

- Chronic Back Pain
- Amputation
- Scoliosis - assess impact on pulmonary function
- Aseptic osteonecrosis

### BEHAVIORAL HEALTH

Relative Contraindications:

- History of
  - drug or alcohol abuse
  - previous psychotic episodes
- Developmental delay

Absolute Contraindications:

- History of panic disorder
- Inappropriate motivation for scuba training
- Claustrophobia and agoraphobia
- Active psychosis or while receiving psychotropic medications
- Drug or alcohol abuse

### BIBLIOGRAPHY

*The Physiology and Medicine of Diving*, 4th edition, 1993; *Diving and Subaquatic Medicine*, 3rd edition 1994; *Diving Physiology in Plain English*, 2nd edition, 1997

# PERMISSION TO POSSESS & USE EPINEPHRINE AUTO-INJECTOR AND/OR ASTHMA INHALER FOR EMERGENCY CARE

**ATTENTION PARENTS/GUARDIANS:** This form must be completed in its entirety and signed by a parent/guardian AND physician in order for your child to carry an Epi-Pen and/or asthma inhaler with him/her while at camp.

---

## THIS SECTION TO BE COMPLETED AND SIGNED BY PHYSICIAN:

Camper's Name: \_\_\_\_\_

Diagnosis requiring Epi-Pen/asthma inhaler: \_\_\_\_\_

Are there any other medical conditions?     YES     NO

If YES, please list: \_\_\_\_\_

\_\_\_\_\_

### *The following is about the medication and must include:*

Date of order: \_\_\_\_ / \_\_\_\_ / \_\_\_\_ (MM/DD/YY)

Name/dose/route of medication: \_\_\_\_\_

Frequency/time of medication: \_\_\_\_\_

Does camper need assistance with administration of medication?     YES     NO

If YES, please describe what type of assistance is needed: \_\_\_\_\_

\_\_\_\_\_

Specific recommendations for administration (what type of symptoms would indicate need for administration of this medication?):

\_\_\_\_\_

List any special side effects, contra-indications and/or adverse reactions to be observed if the medication is administered: \_\_\_\_\_

\_\_\_\_\_

List any adverse reactions that may occur to another child, for whom the above medication is not prescribed, should he or she

receive a dose of the medication: \_\_\_\_\_

\_\_\_\_\_

### **As the child's physician, I give permission for this child to possess and use:**

EPINEPHRINE AUTO-INJECTOR

ASTHMA INHALER

**This child has the knowledge and skills to safely possess and use the identified medication in a camp setting.**

Physician's Signature: \_\_\_\_\_ Date: \_\_\_\_ / \_\_\_\_ / \_\_\_\_

Physician's Name (printed): \_\_\_\_\_

Physician's Business Phone #: (\_\_\_\_) \_\_\_\_\_ Physician's Emergency Phone #: (\_\_\_\_) \_\_\_\_\_

Physician's Address: \_\_\_\_\_ USA

Street

City

State

ZIP

Country

---

## THIS SECTION TO BE SIGNED BY PARENT/GUARDIAN:

I hereby give permission for the above-named camper to keep the above-named medication in his/her possession while attending a Southwest Florida Council camp. I will also provide a second Epi-Pen and/or asthma inhaler that, **by law**, must be kept at the health office for emergencies.

Parent/Guardian Signature: \_\_\_\_\_ Date: \_\_\_\_ / \_\_\_\_ / \_\_\_\_